




THE FOCUS SB SMOOTHIE[®]

A truly flush-mounted electrical accessory

New Focus SB Smoothie®

This new and exciting electrical accessory wall mounting system gives a truly flush-mounted electrical plate for the UK market and has been developed by Focus SB Ltd., in collaboration with architects and designers SHH (www.shh.co.uk).


All existing UK electrical accessories which are flat or raised plates have the edge of the plate above the plaster. The new Focus SB Smoothie® is designed to fit the plate flush with the plaster and because of its method of construction, removing or inserting the plug does not disturb the surrounding plaster.




A smooth fit

When fitting the new Focus SB Smoothie, the mounting box is fitted into the wall (minimum depth required 60mm). The surrounding specially engineered mesh provides a firm key for the plaster. The depth of the insert modules inside the box can be adjusted to ensure correct fitting.

Once the mounting box and grid has been fitted to the wall and plastered in, the insert is then fitted and wired in. The faceplate is then painted/wallpapered and fitted and if the installation has been carried out correctly, the plate will fit flush with the plaster and only an outline of the plate and the socket or switch is visible as shown on the opposite page.





PLATES FIT FLUSH
WITH THE PLASTER




A smooth operator

The precision engineered system of the Focus SB Smoothie allows the plate to fit flush with the plaster making it seamless with the wall. The plate, which is supplied primed, can then be painted or wallpapered to match the surrounding wall.

Plus, an additional feature is that the socket mounting plate can be adjusted deeper into the wall and a blank plate (optional extra), which is

held in place with magnets, can be used to remove from sight the socket slots when the socket is no longer to be used.

With this system it may also be possible to manufacture the faceplate out of material other than metal. Please contact our technical sales office on 01424 858060 to discuss your specific requirements.



Fit with any inserts

The Focus SB Smoothie can potentially be fitted with any inserts so the possibilities are endless. Call our team on 01424 858060 for further details.



PLATES CAN BE
WALLPAPERED

Installation Instructions

Each grid, with the electrical insert assembled, is numbered and must be used with the correspondingly numbered wall box. They would normally be supplied assembled together.

The front plates will be provided in a primed condition for customer finishing as required.

The grid can be screwed back in the box and covered with some form of protection from the plastering, or, as it will have to be wired in, be removed completely as long as it is returned to its' correct box. The four screws must be removed in a uniform manner so as to not distort the grid plate.

It would normally be expected that the perforated plastering ring would be laid on top of the rendering and the wall box carefully screwed back to the wall without any undue distortion of the frame.


The final top coat of plaster would then be applied making sure it is forcibly applied close to the aperture so there is a good bond to the ring.

The plaster can be either cut back, accurately, so it is level with the top edge of the stainless steel ring, or, over plastered and sanded back until the ring just appears.


The insert can now be wired up and the complete grid assembly re-fitted to the box. Please make sure the dished washers are fitted correctly.

All four screws of the grid must be screwed in, in a uniform manner to avoid any distortion of the grid.

Careful setting of the depth will allow the front plate to sit perfectly flat and recessed into the wall.



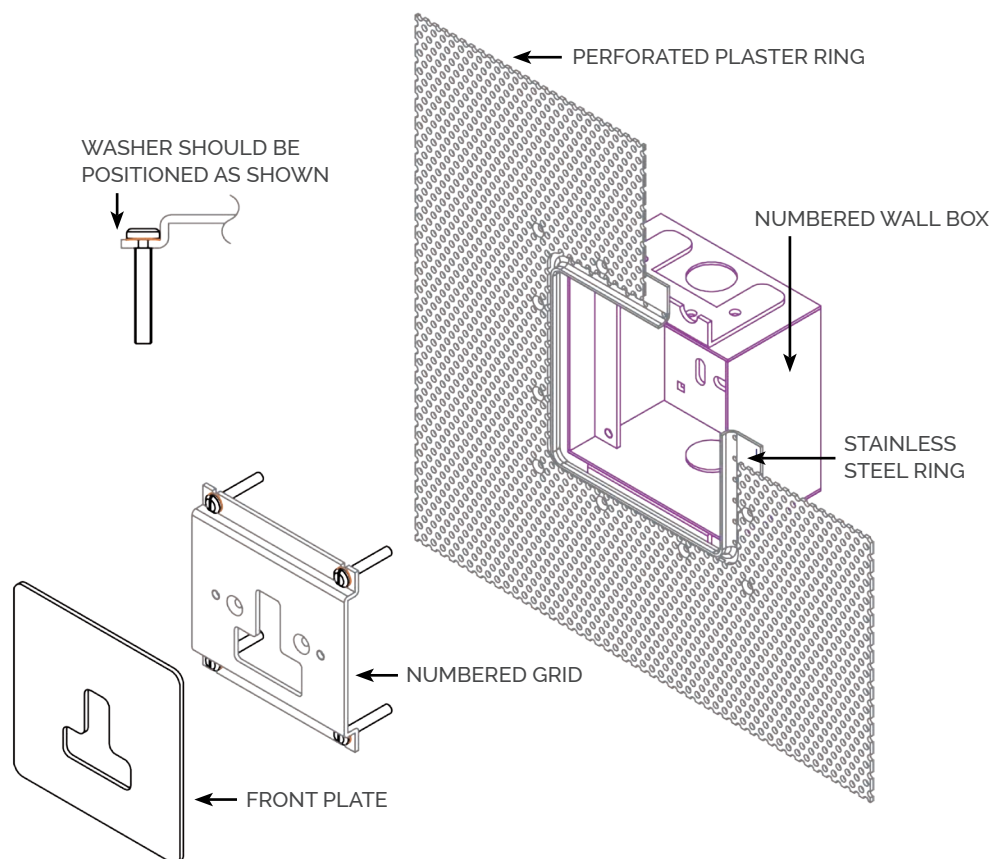
FIX WALL BOX AND PLASTER RING TO WALL







































PLASTER TO RING AND WIRE AND REPLACE GRID



ADD FRONT PLATE ADJUST AND FINISH



Focus SB Smoothie®		Primed finish			
ROCKER GRID SWITCHES		White Insert	Price	Black Insert	Price
	1 Gang 20 amp 2 way switch	FS11.1 W	£215.00	FS11.1 B	£215.00
	1 gang 20 amp intermediate switch	FS11.1 W/3	£215.00	FF11.1 B/3	£215.00
	2 gang 20 amp 2 way switch	FS11.2 W	£215.00	FS11.2 B	£215.00
	3 gang 20 amp 2 way switch	FS 11.3 W	£250.00	FS11.3 B	£250.00
	4 gang 20 amp 2 way switch	FS11.4 W	£250.00	FS11.4 B	£250.00
DOLLY GRID SWITCHES					
	1 gang 20 amp 2 way toggle switch	FS14.1	£215.00	FS 14.1	£215.00
	1 gang 20 amp intermediate toggle switch	FS 14.1/3	£215.00	FS14.1/3	£215.00
	2 gang 20 amp 2 way toggle switch	FS14.2	£215.00	FS14.2	£215.00
	3 gang 20amp 2 way toggle switch	FS14.3	£250.00	FS14.3	£250.00
	4 gang 20 amp2 way toggle switch	FS14.4	£250.00	FS14.4	£250.00
UN-SWITCHED SOCKET OUTLETS					
	1 gang 13 amp	FS18.1 W	£215.00	FS18.1 B	£215.00
	2 gang 13 amp	FS18.2 W	£250.00	FS18.2 B	£250.00
	1 gang 2 amp	FS19.1 W	£215.00	FS19.1 B	£215.00
	1 gang 5 amp	FS20.1 W	£215.00	FS20.1 B	£215.00
DIMMER SWITCHES					
	1 gang 250w 2 way dimmer (mains & low voltage)	FS21.1	£215.00	FS21.1	£215.00
	2 gang 250w 2 way dimmer (mains & low voltage)	FS21.2	£215.00	FS21.2	£215.00
	3 gang 250w 2 way dimmer (mains & low voltage)	FS21.3	£250.00	FS21.3	£250.00
	4 gang 250w 2 way dimmer (mains & low voltage)	FS21.4	£250.00	FS21.4	£250.00
	1 gang 400w 2 way dimmer	FS22.1	£215.00	FS22.1	£215.00
	2 gang 400w 2 way dimmer	FS22.2	£215.00	FS22.2	£215.00
	1 gang 700w LV 1000w mains dimmer single plate	FS43.1/SML	£215.00	FS43.1/SML	£215.00
TELEVISION OUTLETS					
	1 gang isolated co/axial tv	FS23.1	£215.00	FS23.1	£215.00
	2 gang isolated co/axial tv	FS23.2	£215.00	FS23.2	£215.00
	1 gang satellite socket outlet	FS54.1	£215.00	FS54.1	£215.00
	TV-satellite socket	FS55.2	£215.00	FS55.2	£215.00
	TV/FM/Sat triplex outlet	FS80.3 W	£215.00	FS80.3 B	£215.00
TELEPHONE OUTLETS					
	1 gang master	FS24.2 W	£215.00	FS24.1 B	£215.00
	2 gang master	FS24.1 W	£215.00	FS24.2 B	£215.00
	1 gang slave	FS25.1 W	£215.00	FS25.1 B	£215.00
	2 gang slave	FS25.2 W	£215.00	FS25.2 B	£215.00
	1 gang RJ45 CAT 5	FS51.1 W	£215.00	FS51.1 B	£215.00
	2 gang RJ45 CAT 5	FS51.2 W	£215.00	FS51.2 B	£215.00
EURO MODULE PLATES					
	1 module euro plate	FS-EUR 1	£215.00	FS-EUR 1	£215.00
	2 module euro plate	FS-EUR 2	£215.00	FS-EUR 2	£215.00
	3 module euro plate	FS-EUR 3	£250.00	FS-EUR 3	£250.00
	4 module euro plate	FS-EUR 4	£250.00	FS-EUR 4	£250.00


All products are supplied in a primed finish. All grids are precision engineered to match each mounting box. For all other combinations please call our sales office to check technical feasibility and price. Focus SB Smoothie® is a registered trademark and is a registered design No. 4036619.

**Prices effective
January 2016**



Also available from Focus SB

Focus SB manufacture designer switches and sockets for commercial and residential interiors of distinction. Visit our website to view our extensive range of styles and finishes.



Best for Bespoke

Switch on your imagination, we can manufacture electrical accessories exactly how you need them with our Bespoke Service. No job is too small, with no minimum order charge or long lead times.

