

**BEAUTIFUL SWITCHES
AND SOCKETS**















Price List

Prices effective July 1st 2016



Finishes Price Groups

The pricing in this brochure is split into four groups containing the following finishes:

Price Group 1	Price Group 2	Price Group 3	Price Group 4
 <p>Satin Stainless Steel Code: SS</p>	 <p>Satin Brass Code: SB</p>	 <p>Satin Chrome Code: SC</p>	 <p>Chocolate Bronze Code: CB</p>
 <p>Polished Stainless Steel Code: PS</p>	 <p>Polished Brass Code: PB</p>	 <p>Polished Chrome Code: PC</p>	 <p>Jordan Bronze Code: JB</p>
 <p>Primed Code: PW</p>	 <p>Bronze Antique Code: BA</p>	 <p>Satin Nickel Code: SN</p>	 <p>Antique Brass Code: AB</p>
 <p>Prism Clear Acrylic Code: P</p>	<p>We can provide any RAL, BS or Pantone colour</p> <p>Colour Coated Code: CC</p>	 <p>Polished Nickel Code: PN</p>	

Finishes are a representation only and may vary due to printing processes.

Bronze and Antique finishes can vary from batch to batch due to hand finishing processes.

For the Colour Coated finish there is a paint surcharge for non-stock colours - price on request.


















To order a swatch please telephone 01424 858060

Focus SB®

Proud to be manufacturing in Britain, Focus SB® turn virgin sheet metal through a multi stage manufacturing process into electrical accessories of distinction.



Contents

OUR RANGES		ADDITIONS	
<p>Flat Plate Ranges</p>  Ambassador p6-9  Ambassador Square Corners p10-13  True Edge p14-17  Horizon p18-21  Horizon Square Corners p22-25  Prism Clear Acrylic p26-27	<p>Screwless Plate Ranges</p>  Prism II Screwless Clear Acrylic p30-31  Morpheus Screwless p32-33	<p>Raised Plate Ranges</p>  Dorchester p36-37  Georgian p40-41  Sheraton p42-43  Victorian p44-45	<p>ADDITIONS</p>  Additions p48  Card Switches p49  AV Modules p49  Screws p50  Dimmer Modules and Caps p50 <p>Delivery Charges and Lead Times p51</p>

FREE DELIVERY TO MAINLAND UK* | COMPLETE BESPOKE SERVICE
01424 858060 | sales@focus-sb.co.uk | www.focus-sb.co.uk

* Minimum order applies





Horizon Square Corners Antique Brass

FLAT PLATE RANGES



AMBASSADOR | P 6-9



HORIZON | P 18-21



**AMBASSADOR
SQUARE CORNERS** | P 10-13



**HORIZON
SQUARE CORNERS** | P 22-25



TRUE EDGE | P 14-17



PRISM | P 26-27

Important note

When ordering, please add the three letter code for your chosen finish to the beginning of the codes listed, i.e. **ASS11.1W** for Satin Stainless Steel.

Finishes Price Group 1				Finishes Price Group 2				Finishes Price Group 3				Finishes Price Group 4									
ASS	Satin Stainless Steel	ASB	Satin Brass	ASC	Satin Chrome	ACB	Chocolate Bronze	APB	Polished Brass	APC	Polished Chrome	AJB	Jordan Bronze	APW	Primed (Plastic Rockers)	ABA	Bronze Antique (Plastic Rockers)	ASN	Satin Nickel	AAB	Antique Brass
Codes for Satin Stainless Steel & Polished Stainless Steel finishes		Codes for Primed finish		Codes for Satin Brass and Polished Brass finishes		Codes for Bronze Antique and Colour Coated finishes															
White Insert	Black Insert	White Insert	Price £	White Insert	Black Insert	White Insert	Black Insert	Price £	White Insert	Black Insert	Price £	White Insert	Black Insert	Price £	White Insert	Black Insert	Price £	White Insert	Black Insert	Price £	Wallbox Depth (mm)
1 gang 20 amp 2 way switch	11.1W	11.1B	10.1W	27.00	11.1W	11.1B	10.1W	10.1B	30.00	11.1W	11.1B	33.50			11.1W	11.1B	35.00				35mm Single
1 gang 20 amp intermediate switch	11.1W/3	11.1B/3	10.1W/3	36.50	11.1W/3	11.1B/3	10.1W/3	10.1B/3	39.50	11.1W/3	11.1B/3	43.00			11.1W/3	11.1B/3	45.00				35mm Single
2 gang 20 amp 2 way switch	11.2W	11.2B	10.2W	42.50	11.2W	11.2B	10.2W	10.2B	46.00	11.2W	11.2B	50.50			11.2W	11.2B	53.00				35mm Single
3 gang 20 amp 2 way switch	11.3W	11.3B	10.3W	68.00	11.3W	11.3B	10.3W	10.3B	74.00	11.3W	11.3B	80.00			11.3W	11.3B	84.00				35mm Twin
4 gang 20 amp 2 way switch	11.4W	11.4B	10.4W	85.00	11.4W	11.4B	10.4W	10.4B	91.00	11.4W	11.4B	99.00			11.4W	11.4B	104.00				35mm Twin
6 gang 20 amp 2 way switch	11.6W	11.6B	10.6W	145.00	11.6W	11.6B	10.6W	10.6B	161.00	11.6W	11.6B	164.00			11.6W	11.6B	167.00				133x133x40

DOLLY GRID SWITCHES

1 gang 20 amp 2 way dolly switch	14.1	14.1	14.1	33.00	14.1	14.1	14.1	14.1	36.00	14.1	14.1	37.50			14.1	14.1	39.50				35mm Single
1 gang 20 amp intermediate dolly	14.1/3	14.1/3	14.1/3	42.50	14.1/3	14.1/3	14.1/3	14.1/3	45.50	14.1/3	14.1/3	47.00			14.1/3	14.1/3	49.50				35mm Single
2 gang 20 amp 2 way dolly switch	14.2	14.2	14.2	50.00	14.2	14.2	14.2	14.2	57.00	14.2	14.2	58.00			14.2	14.2	61.00				35mm Single
3 gang 20 amp 2 way dolly switch	14.3	14.3	14.3	82.50	14.3	14.3	14.3	14.3	92.50	14.3	14.3	94.00			14.3	14.3	99.00				35mm Twin
4 gang 20 amp 2 way dolly switch	14.4	14.4	14.4	104.00	14.4	14.4	14.4	14.4	116.00	14.4	14.4	118.00			14.4	14.4	124.00				35mm Twin

ARCHITRAVE SWITCHES

1 gang 20 amp 2 way switch	16.1W	16.1B	15.1W	33.00	16.1W	16.1B	15.1W	15.1B	34.50	16.1W	16.1B	36.00			16.1W	16.1B	38.00	See Notes*			
2 gang 20 amp 2 way switch	16.2W	16.2B	15.2W	59.00	16.2W	16.2B	15.2W	15.2B	61.00	16.2W	16.2B	63.00			16.2W	16.2B	66.00	See Notes*			

SWITCHED SOCKET OUTLETS

1 gang 13 amp	18.1W	18.1B	17.1W	26.00	18.1W	18.1B	17.1W	17.1B	29.00	18.1W	18.1B	32.00			18.1W	18.1B	34.00				35mm Single
2 gang 13 amp	18.2W	18.2B	17.2W	36.00	18.2W	18.2B	17.2W	17.2B	40.00	18.2W	18.2B	44.50			18.2W	18.2B	47.00				35mm Twin

UN-SWITCHED SOCKET OUTLETS

1 gang 2 amp	19.1W	19.1B	19.1W	29.00	19.1W	19.1B	19.1W	19.1B	31.50	19.1W	19.1B	33.00			19.1W	19.1B	35.00				35mm Single
1 gang 5 amp	20.1W	20.1B	20.1W	30.00	20.1W	20.1B	20.1W	20.1B	35.00	20.1W	20.1B	37.00			20.1W	20.1B	39.00				35mm Single

DIMMER SWITCHES (See notes on dimming on page 51 before ordering)

1 gang 250W 2 way dimmer**	21.1	21.1	21.1	25.00	21.1	21.1	21.1	21.1	29.00	21.1	21.1	31.00			21.1	21.1	33.00				35mm Single
2 gang 250W 2 way dimmer**	21.2	21.2	21.2	41.00	21.2	21.2	21.2	21.2	45.00	21.2	21.2	47.50			21.2	21.2	50.00				35mm Single
3 gang 250W 2 way dimmer**	21.3	21.3	21.3	58.50	21.3	21.3	21.3	21.3	64.00	21.3	21.3	67.50			21.3	21.3	71.00				35mm Twin
4 gang 250W 2 way dimmer**	21.4	21.4	21.4	74.00	21.4	21.4	21.4	21.4	80.00	21.4	21.4	84.00			21.4	21.4	88.00				35mm Twin
1 gang 200w 2 way trailing edge dimmer (V-pro)**	21.1/T	21.1/T	21.1/T	39.50	21.1/T	21.1/T	21.1/T	21.1/T	43.50	21.1/T	21.1/T	45.50			21.1/T	21.1/T	47.50				35mm Single
2 gang 200w 2 way trailing edge dimmer (V-pro)**	21.2/TT	21.2/TT	21.2/TT	74.00	21.2/TT	21.2/TT	21.2/TT	21.2/TT	78.00	21.2/TT	21.2/TT	80.00			21.2/TT	21.2/TT	82.00				35mm Single
3 gang 200w 2 way trailing edge dimmer (V-pro)**	21.3/TTT	21.3/TTT	21.3/TTT	109.00	21.3/TTT	21.3/TTT	21.3/TTT	21.3/TTT	113.00	21.3/TTT	21.3/TTT	115.00			21.3/TTT	21.3/TTT	117.00				35mm Twin
4 gang 200w 2 way trailing edge dimmer (V-pro)**	21.4/TTTT	21.4/TTTT	21.4/TTTT	143.00	21.4/TTTT	21.4/TTTT	21.4/TTTT	21.4/TTTT	147.00	21.4/TTTT	21.4/TTTT	149.00			21.4/TTTT	21.4/TTTT	151.00				35mm Twin
1 gang 400W 2 way dimmer ¹	22.1	22.1	22.1	26.00	22.1	22.1	22.1	22.1	30.00	22.1	22.1	32.00			22.1	22.1	34.00				35mm Single
2 gang 400W 2 way dimmer ¹	22.2	22.2	22.2	43.00	22.2	22.2	22.2	22.2	47.50	22.2	22.2	50.00			22.2	22.2	52.50				35mm Single
1 gang 700W LV / 1000w mains dimmer - single plate	43.1/SML	43.1/SML	43.1/SML	54.50	43.1/SML	43.1/SML	43.1/SML	43.1/SML	58.50	43.1/SML	43.1/SML	61.00			43.1/SML	43.1/SML	64.00				35mm Single
1 gang 700W LV / 1000w mains dimmer - twin plate	43.1	43.1	43.1	54.50	43.1	43.1	43.1	43.1	58.50	43.1	43.1	61.00			43.1	43.1	64.00				35mm Twin

NOT SUITABLE FOR DRY LINING WALL BOXES Plate Sizes: Single 86mm x 86mm, Twin 146mm x 86mm

* 1 gang architrave to suit a Wandsworth 1715 wallbox, 2 gang architrave to suit a Wandsworth 1716 wallbox.

** Suitable for mains and low voltage filament lamps and many 'leading edge' dimmable mains voltage LED replacement lamps. *** Suitable for leading or trailing edge dimmable mains voltage LED replacement lamps. **** Suitable for mains and low voltage filament lamps and many 'leading edge' dimmable mains voltage LED replacement lamps - features 'trimmer' to set lower dimmed lighting level.




Ambassador

A popular and versatile flat plate with rounded corners and high quality British made interiors.

Rounded corners

Slotted screws

White or black frame to switches



Satin Nickel



Satin Chrome

Important note

When ordering, please add the three letter code for your chosen finish to the beginning of the codes listed, i.e. **ASS23.1** for Satin Stainless Steel.

Finishes Price Group 1			Finishes Price Group 2			Finishes Price Group 3			Finishes Price Group 4						
Code	Finish	Price £	Code	Finish	Price £	Code	Finish	Price £	Code	Finish	Price £	Code	Finish	Price £	Wallbox Depth (mm)
ASS	Satin Stainless Steel		ASB	Satin Brass		ASC	Satin Chrome		ACB	Chocolate Bronze					
APS	Polished Stainless Steel		APB	Polished Brass		APC	Polished Chrome		AJB	Jordan Bronze					
APW	Primed		ABA	Bronze Antique		ASN	Satin Nickel		AAB	Antique Brass					
			ACC	Colour Coated		APN	Polished Nickel								
	White Insert	Black Insert	Price £	White Insert	Black Insert	Price £	White Insert	Black Insert	Price £			White Insert	Black Insert	Price £	Wallbox Depth (mm)
1 gang isolated co/axial T.V.	23.1	23.1	18.50	23.1	23.1	21.50	23.1	23.1	23.00			23.1	23.1	24.50	35mm Single
2 gang isolated co/axial T.V.	23.2	23.2	21.00	23.2	23.2	25.00	23.2	23.2	27.00			23.2	23.2	28.50	35mm Single
1 gang satellite socket outlet	54.1	54.1	19.50	54.1	54.1	21.00	54.1	54.1	23.00			54.1	54.1	24.50	35mm Single
TV-satellite socket	55.2	55.2	47.50	55.2	55.2	51.00	55.2	55.2	53.50			55.2	55.2	56.00	35mm Single
TV/FM/SAT triplex outlet	80.3W	80.3B	27.00	80.3W	80.3B	28.50	80.3W	80.3B	30.00			80.3W	80.3B	31.50	35mm Single

TELEVISION OUTLETS

1 gang isolated co/axial T.V.	23.1	23.1	18.50	23.1	23.1	21.50	23.1	23.1	23.00			23.1	23.1	24.50	35mm Single
2 gang isolated co/axial T.V.	23.2	23.2	21.00	23.2	23.2	25.00	23.2	23.2	27.00			23.2	23.2	28.50	35mm Single
1 gang satellite socket outlet	54.1	54.1	19.50	54.1	54.1	21.00	54.1	54.1	23.00			54.1	54.1	24.50	35mm Single
TV-satellite socket	55.2	55.2	47.50	55.2	55.2	51.00	55.2	55.2	53.50			55.2	55.2	56.00	35mm Single
TV/FM/SAT triplex outlet	80.3W	80.3B	27.00	80.3W	80.3B	28.50	80.3W	80.3B	30.00			80.3W	80.3B	31.50	35mm Single

TELEPHONE OUTLETS

1 gang master	24.1W	24.1B	29.00	24.1W	24.1B	31.50	24.1W	24.1B	34.00			24.1W	24.1B	36.00	35mm Single
2 gang master	24.2W	24.2B	38.50	24.2W	24.2B	41.00	24.2W	24.2B	43.00			24.2W	24.2B	45.00	35mm Single
1 gang slave	25.1W	25.1B	25.00	25.1W	25.1B	29.00	25.1W	25.1B	31.00			25.1W	25.1B	32.50	35mm Single
2 gang slave	25.2W	25.2B	31.50	25.2W	25.2B	33.50	25.2W	25.2B	35.00			25.2W	25.2B	37.00	35mm Single
1 gang RJ45 cat 5/6	51.1W	51.1B	24.00	51.1W	51.1B	26.00	51.1W	51.1B	27.50			51.1W	51.1B	29.00	35mm Single
2 gang RJ45 cat 5/6	51.2W	51.2B	32.50	51.2W	51.2B	34.00	51.2W	51.2B	36.00			51.2W	51.2B	38.00	35mm Single

FUSED CONNECTION UNITS

13 amp switch fuse spur	26.1W	26.1B	45.00	26.1W	26.1B	48.50	26.1W	26.1B	55.50			26.1W	26.1B	58.00	47mm Single
13 amp switch fuse neon spur	27.1W	27.1B	55.00	27.1W	27.1B	59.00	27.1W	27.1B	64.50			27.1W	27.1B	68.00	47mm Single
13 amp switch fuse cord spur	28.1W	28.1B	50.00	28.1W	28.1B	54.00	28.1W	28.1B	58.50			28.1W	28.1B	61.50	47mm Single
13 amp switch fuse neon cord spur	29.1W	29.1B	58.50	29.1W	29.1B	65.00	29.1W	29.1B	69.00			29.1W	29.1B	72.50	47mm Single

COOKER SWITCHES

45 amp cooker control switch small	32.1W/SML	32.1B/SML	30.00	32.1W/SML	32.1B/SML	31.50	32.1W/SML	32.1B/SML	33.00			32.1W/SML	32.1B/SML	35.00	35mm Single
45 amp cooker control switch small c/w neon	33.1W/SML	33.1B/SML	33.00	33.1W/SML	33.1B/SML	34.50	33.1W/SML	33.1B/SML	36.00			33.1W/SML	33.1B/SML	38.00	35mm Single
45 amp cooker switch with single 13a switch socket	34.1W	34.1B	55.00	34.1W	34.1B	70.00	34.1W	34.1B	73.00			34.1W	34.1B	77.00	35mm Twin

BLANK PLATES

Single blank plate	37.1	37.1	10.00	37.1	37.1	15.00	37.1	37.1	16.50			37.1	37.1	17.50	35mm Single
Twin blank plate	37.2	37.2	12.00	37.2	37.2	18.00	37.2	37.2	19.50			37.2	37.2	20.50	35mm Twin

EURO MODULE PLATES

1 module euro plate	EUR.1	EUR.1	18.50	EUR.1	EUR.1	20.00	EUR.1	EUR.1	21.00			EUR.1	EUR.1	22.50	35mm Single
2 module euro plate	EUR.2	EUR.2	18.50	EUR.2	EUR.2	20.00	EUR.2	EUR.2	21.00			EUR.2	EUR.2	22.50	35mm Single
3 module euro plate	EUR.3	EUR.3	23.50	EUR.3	EUR.3	25.00	EUR.3	EUR.3	27.00			EUR.3	EUR.3	28.50	35mm Twin
4 module euro plate	EUR.4	EUR.4	23.50	EUR.4	EUR.4	25.00	EUR.4	EUR.4	27.00			EUR.4	EUR.4	28.50	35mm Twin

BRUSH PLATES

2 module brush plate	BRUSH.1	BRUSH.1	27.00	BRUSH.1	BRUSH.1	28.00	BRUSH.1	BRUSH.1	29.00			BRUSH.1	BRUSH.1	30.50	35mm Single
4 module brush plate	BRUSH.2	BRUSH.2	34.50	BRUSH.2	BRUSH.2	39.00	BRUSH.2	BRUSH.2	40.00			BRUSH.2	BRUSH.2	42.00	35mm Twin

MISCELLANEOUS

Shaver socket outlet 110/240 voltage	36.1W	36.1B	40.50	36.1W	36.1B	42.00	36.1W	36.1B	44.50			36.1W	36.1B	47.00	47mm Twin
Fan isolator switch	56.1W	56.1B	29.00	56.1W	56.1B	30.00	56.1W	56.1B	31.00			56.1W	56.1B	32.50	35mm Single
1 gang speaker socket	67.1	67.1	22.00	67.1	67.1	26.00	67.1	67.1	28.00			67.1	67.1	29.50	35mm Single
2 gang speaker socket	67.2	67.2	23.00	67.2	67.2	28.50	67.2	67.2	31.50			67.2	67.2	33.00	35mm Single
Flex outlet plate	69.1	69.1	30.00	69.1	69.1	31.00	69.1	69.1	33.00			69.1	69.1	35.00	35mm Single



Ambassador Satin Nickel

Ambassador



Bronze Antique

NOT SUITABLE FOR DRY LINING WALL BOXES
Plate Sizes: Single 86mm x 86mm, Twin 146mm x 86mm

Important note

When ordering, please add the four letter code for your chosen finish to the beginning of the codes listed, i.e. **NASS11.1W** for Satin Stainless Steel.

Finishes Price Group 1				Finishes Price Group 2				Finishes Price Group 3				Finishes Price Group 4						
NASS	Satin Stainless Steel	NAPB	Polished Brass	NASC	Satin Chrome	NACB	Chocolate Bronze											
NAPS	Polished Stainless Steel	NAPB	Polished Brass	NAPC	Polished Chrome	NAJB	Jordan Bronze											
NAPW	Primed (Plastic Rockers)	NABA	Bronze Antique (Plastic Rockers)	NASN	Satin Nickel	NAAB	Antique Brass											
Codes for Satin Stainless Steel & Polished Stainless Steel finishes		Codes for Satin Brass and Polished Brass finishes		Codes for Bronze Antique and Colour Coated finishes														
White Insert	Black Insert	White Insert	Black Insert	White Insert	Black Insert	White Insert	Black Insert	Price £	White Insert	Black Insert	Price £	White Insert	Black Insert	Price £	Wallbox Depth (mm)			
1 gang 20 amp 2 way switch	11.1W	11.1B	10.1W	27.00	11.1W	11.1B	10.1W	10.1B	30.00	11.1W	11.1B	33.50			11.1W	11.1B	35.00	35mm Single
1 gang 20 amp intermediate switch	11.1W/3	11.1B/3	10.1W/3	36.50	11.1W/3	11.1B/3	10.1W/3	10.1B/3	39.50	11.1W/3	11.1B/3	43.00			11.1W/3	11.1B/3	45.00	35mm Single
2 gang 20 amp 2 way switch	11.2W	11.2B	10.2W	42.50	11.2W	11.2B	10.2W	10.2B	46.00	11.2W	11.2B	50.50			11.2W	11.2B	53.00	35mm Single
3 gang 20 amp 2 way switch	11.3W	11.3B	10.3W	68.00	11.3W	11.3B	10.3W	10.3B	74.00	11.3W	11.3B	80.00			11.3W	11.3B	84.00	35mm Twin
4 gang 20 amp 2 way switch	11.4W	11.4B	10.4W	85.00	11.4W	11.4B	10.4W	10.4B	91.00	11.4W	11.4B	99.00			11.4W	11.4B	104.00	35mm Twin
6 gang 20 amp 2 way switch	11.6W	11.6B	10.6W	145.00	11.6W	11.6B	10.6W	10.6B	161.00	11.6W	11.6B	164.00			11.6W	11.6B	167.00	133x133x40

DOLLY GRID SWITCHES

1 gang 20 amp 2 way dolly switch	14.1	14.1	14.1	33.00	14.1	14.1	14.1	14.1	36.00	14.1	14.1	37.50			14.1	14.1	39.50	35mm Single
1 gang 20 amp intermediate dolly	14.1/3	14.1/3	14.1/3	42.50	14.1/3	14.1/3	14.1/3	14.1/3	45.50	14.1/3	14.1/3	47.00			14.1/3	14.1/3	49.50	35mm Single
2 gang 20 amp 2 way dolly switch	14.2	14.2	14.2	50.00	14.2	14.2	14.2	14.2	57.00	14.2	14.2	58.00			14.2	14.2	61.00	35mm Single
3 gang 20 amp 2 way dolly switch	14.3	14.3	14.3	82.50	14.3	14.3	14.3	14.3	92.50	14.3	14.3	94.00			14.3	14.3	99.00	35mm Twin
4 gang 20 amp 2 way dolly switch	14.4	14.4	14.4	104.00	14.4	14.4	14.4	14.4	116.00	14.4	14.4	118.00			14.4	14.4	124.00	35mm Twin

ARCHITRAVE SWITCHES

1 gang 20 amp 2 way switch	16.1W	16.1B	15.1W	33.00	16.1W	16.1B	15.1W	15.1B	34.50	16.1W	16.1B	36.00			16.1W	16.1B	38.00	See Notes*
2 gang 20 amp 2 way switch	16.2W	16.2B	15.2W	59.00	16.2W	16.2B	15.2W	15.2B	61.00	16.2W	16.2B	63.00			16.2W	16.2B	66.00	See Notes*

SWITCHED SOCKET OUTLETS

1 gang 13 amp	18.1W	18.1B	17.1W	26.00	18.1W	18.1B	17.1W	17.1B	29.00	18.1W	18.1B	32.00			18.1W	18.1B	34.00	35mm Single
2 gang 13 amp	18.2W	18.2B	17.2W	36.00	18.2W	18.2B	17.2W	17.2B	40.00	18.2W	18.2B	44.50			18.2W	18.2B	47.00	35mm Twin

UN-SWITCHED SOCKET OUTLETS

1 gang 2 amp	19.1W	19.1B	19.1W	29.00	19.1W	19.1B	19.1W	19.1B	31.50	19.1W	19.1B	33.00			19.1W	19.1B	35.00	35mm Single
1 gang 5 amp	20.1W	20.1B	20.1W	30.00	20.1W	20.1B	20.1W	20.1B	35.00	20.1W	20.1B	37.00			20.1W	20.1B	39.00	35mm Single

DIMMER SWITCHES (See notes on dimming on page 51 before ordering)

1 gang 250W 2 way dimmer**	21.1	21.1	21.1	25.00	21.1	21.1	21.1	21.1	29.00	21.1	21.1	31.00			21.1	21.1	33.00	35mm Single
2 gang 250W 2 way dimmer**	21.2	21.2	21.2	41.00	21.2	21.2	21.2	21.2	45.00	21.2	21.2	47.50			21.2	21.2	50.00	35mm Single
3 gang 250W 2 way dimmer**	21.3	21.3	21.3	58.50	21.3	21.3	21.3	21.3	64.00	21.3	21.3	67.50			21.3	21.3	71.00	35mm Twin
4 gang 250W 2 way dimmer**	21.4	21.4	21.4	74.00	21.4	21.4	21.4	21.4	80.00	21.4	21.4	84.00			21.4	21.4	88.00	35mm Twin
1 gang 200w 2 way trailing edge dimmer (V-pro)**	21.1/T	21.1/T	21.1/T	39.50	21.1/T	21.1/T	21.1/T	21.1/T	43.50	21.1/T	21.1/T	45.50			21.1/T	21.1/T	47.50	35mm Single
2 gang 200w 2 way trailing edge dimmer (V-pro)**	21.2/TT	21.2/TT	21.2/TT	74.00	21.2/TT	21.2/TT	21.2/TT	21.2/TT	78.00	21.2/TT	21.2/TT	80.00			21.2/TT	21.2/TT	82.00	35mm Single
3 gang 200w 2 way trailing edge dimmer (V-pro)**	21.3/TTT	21.3/TTT	21.3/TTT	109.00	21.3/TTT	21.3/TTT	21.3/TTT	21.3/TTT	113.00	21.3/TTT	21.3/TTT	115.00			21.3/TTT	21.3/TTT	117.00	35mm Twin
4 gang 200w 2 way trailing edge dimmer (V-pro)**	21.4/TTTT	21.4/TTTT	21.4/TTTT	143.00	21.4/TTTT	21.4/TTTT	21.4/TTTT	21.4/TTTT	147.00	21.4/TTTT	21.4/TTTT	149.00			21.4/TTTT	21.4/TTTT	151.00	35mm Twin
1 gang 400W 2 way dimmer ¹	22.1	22.1	22.1	26.00	22.1	22.1	22.1	22.1	30.00	22.1	22.1	32.00			22.1	22.1	34.00	35mm Single
2 gang 400W 2 way dimmer ¹	22.2	22.2	22.2	43.00	22.2	22.2	22.2	22.2	47.50	22.2	22.2	50.00			22.2	22.2	52.50	35mm Single
1 gang 700W LV / 1000w mains dimmer - single plate	43.1/SML	43.1/SML	43.1/SML	54.50	43.1/SML	43.1/SML	43.1/SML	43.1/SML	58.50	43.1/SML	43.1/SML	61.00			43.1/SML	43.1/SML	64.00	35mm Single
1 gang 700W LV / 1000w mains dimmer - twin plate	43.1	43.1	43.1	54.50	43.1	43.1	43.1	43.1	58.50	43.1	43.1	61.00			43.1	43.1	64.00	35mm Twin

NOT SUITABLE FOR DRY LINING WALL BOXES Plate Sizes: Single 86mm x 86mm, Twin 146mm x 86mm

* 1 gang architrave to suit a Wandsworth 1715 wallbox, 2 gang architrave to suit a Wandsworth 1716 wallbox.
 ** Suitable for mains and low voltage filament lamps and many 'leading edge' dimmable mains voltage LED replacement lamps. *** Suitable for leading or trailing edge dimmable mains voltage LED replacement lamps and other LED lamps. ¹ Suitable for mains and low voltage filament lamps and many 'leading edge' dimmable mains voltage LED replacement lamps - features 'trimmer' to set lower dimmed lighting level.



Ambassador Square Corners
Polished Stainless Steel

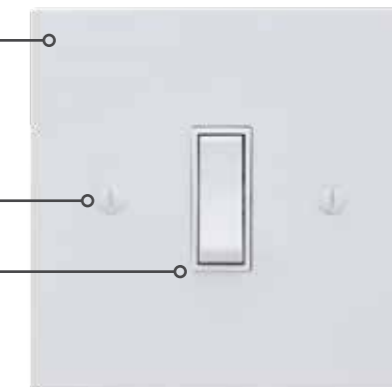
Ambassador Square Corners

All the great features of the Ambassador range but with square corners.

Square corners

Slotted screws

White or black frame to switches



Primed



Satin Stainless Steel

Important note

When ordering, please add the four letter code for your chosen finish to the beginning of the codes listed, i.e. **NASS23.1** for Satin Stainless Steel.

Finishes Price Group 1			Finishes Price Group 2			Finishes Price Group 3			Finishes Price Group 4					
NASS	Satin Stainless Steel	NASB	Satin Brass	NASC	Satin Chrome		NACB	Chocolate Bronze						
NAPS	Polished Stainless Steel	NAPB	Polished Brass	NAPC	Polished Chrome		NAJB	Jordan Bronze						
NAPW	Primed	NABA	Bronze Antique	NASN	Satin Nickel		NAAB	Antique Brass						
		NACC	Colour Coated	NAPN	Polished Nickel									
	White Insert	Black Insert	Price £	White Insert	Black Insert	Price £	White Insert	Black Insert	Price £		White Insert	Black Insert	Price £	Wallbox Depth (mm)
1 gang isolated co/axial TV.	23.1	23.1	18.50	23.1	23.1	21.50	23.1	23.1	23.00		23.1	23.1	24.50	35mm Single
2 gang isolated co/axial TV.	23.2	23.2	21.00	23.2	23.2	25.00	23.2	23.2	27.00		23.2	23.2	28.50	35mm Single
1 gang satellite socket outlet	54.1	54.1	19.50	54.1	54.1	21.00	54.1	54.1	23.00		54.1	54.1	24.50	35mm Single
TV-satellite socket	55.2	55.2	47.50	55.2	55.2	51.00	55.2	55.2	53.50		55.2	55.2	56.00	35mm Single
TV/FM/SAT triplex outlet	80.3W	80.3B	27.00	80.3W	80.3B	28.50	80.3W	80.3B	30.00		80.3W	80.3B	31.50	35mm Single

TELEVISION OUTLETS

1 gang isolated co/axial TV.	23.1	23.1	18.50	23.1	23.1	21.50	23.1	23.1	23.00		23.1	23.1	24.50	35mm Single
2 gang isolated co/axial TV.	23.2	23.2	21.00	23.2	23.2	25.00	23.2	23.2	27.00		23.2	23.2	28.50	35mm Single
1 gang satellite socket outlet	54.1	54.1	19.50	54.1	54.1	21.00	54.1	54.1	23.00		54.1	54.1	24.50	35mm Single
TV-satellite socket	55.2	55.2	47.50	55.2	55.2	51.00	55.2	55.2	53.50		55.2	55.2	56.00	35mm Single
TV/FM/SAT triplex outlet	80.3W	80.3B	27.00	80.3W	80.3B	28.50	80.3W	80.3B	30.00		80.3W	80.3B	31.50	35mm Single

TELEPHONE OUTLETS

1 gang master	24.1W	24.1B	29.00	24.1W	24.1B	31.50	24.1W	24.1B	34.00		24.1W	24.1B	36.00	35mm Single
2 gang master	24.2W	24.2B	38.50	24.2W	24.2B	41.00	24.2W	24.2B	43.00		24.2W	24.2B	45.00	35mm Single
1 gang slave	25.1W	25.1B	25.00	25.1W	25.1B	29.00	25.1W	25.1B	31.00		25.1W	25.1B	32.50	35mm Single
2 gang slave	25.2W	25.2B	31.50	25.2W	25.2B	33.50	25.2W	25.2B	35.00		25.2W	25.2B	37.00	35mm Single
1 gang RJ45 cat 5/6	51.1W	51.1B	24.00	51.1W	51.1B	26.00	51.1W	51.1B	27.50		51.1W	51.1B	29.00	35mm Single
2 gang RJ45 cat 5/6	51.2W	51.2B	32.50	51.2W	51.2B	34.00	51.2W	51.2B	36.00		51.2W	51.2B	38.00	35mm Single

FUSED CONNECTION UNITS

13 amp switch fuse spur	26.1W	26.1B	45.00	26.1W	26.1B	48.50	26.1W	26.1B	55.50		26.1W	26.1B	58.00	47mm Single
13 amp switch fuse neon spur	27.1W	27.1B	55.00	27.1W	27.1B	59.00	27.1W	27.1B	64.50		27.1W	27.1B	68.00	47mm Single
13 amp switch fuse cord spur	28.1W	28.1B	50.00	28.1W	28.1B	54.00	28.1W	28.1B	58.50		28.1W	28.1B	61.50	47mm Single
13 amp switch fuse neon cord spur	29.1W	29.1B	58.50	29.1W	29.1B	65.00	29.1W	29.1B	69.00		29.1W	29.1B	72.50	47mm Single

COOKER SWITCHES

45 amp cooker control switch small	32.1W/SML	32.1B/SML	30.00	32.1W/SML	32.1B/SML	31.50	32.1W/SML	32.1B/SML	33.00		32.1W/SML	32.1B/SML	35.00	35mm Single
45 amp cooker control switch small c/w neon	33.1W/SML	33.1B/SML	33.00	33.1W/SML	33.1B/SML	34.50	33.1W/SML	33.1B/SML	36.00		33.1W/SML	33.1B/SML	38.00	35mm Single
45 amp cooker switch with single 13a switch socket	34.1W	34.1B	55.00	34.1W	34.1B	70.00	34.1W	34.1B	73.00		34.1W	34.1B	77.00	35mm Twin

BLANK PLATES

Single blank plate	37.1	37.1	10.00	37.1	37.1	15.00	37.1	37.1	16.50		37.1	37.1	17.50	35mm Single
Twin blank plate	37.2	37.2	12.00	37.2	37.2	18.00	37.2	37.2	19.50		37.2	37.2	20.50	35mm Twin

EURO MODULE PLATES

1 module euro plate	EUR.1	EUR.1	18.50	EUR.1	EUR.1	20.00	EUR.1	EUR.1	21.00		EUR.1	EUR.1	22.50	35mm Single
2 module euro plate	EUR.2	EUR.2	18.50	EUR.2	EUR.2	20.00	EUR.2	EUR.2	21.00		EUR.2	EUR.2	22.50	35mm Single
3 module euro plate	EUR.3	EUR.3	23.50	EUR.3	EUR.3	25.00	EUR.3	EUR.3	27.00		EUR.3	EUR.3	28.50	35mm Twin
4 module euro plate	EUR.4	EUR.4	23.50	EUR.4	EUR.4	25.00	EUR.4	EUR.4	27.00		EUR.4	EUR.4	28.50	35mm Twin

BRUSH PLATES

2 module brush plate	BRUSH.1	BRUSH.1	27.00	BRUSH.1	BRUSH.1	28.00	BRUSH.1	BRUSH.1	29.00		BRUSH.1	BRUSH.1	30.50	35mm Single
4 module brush plate	BRUSH.2	BRUSH.2	34.50	BRUSH.2	BRUSH.2	39.00	BRUSH.2	BRUSH.2	40.00		BRUSH.2	BRUSH.2	42.00	35mm Twin

MISCELLANEOUS

Shaver socket outlet 110/240 voltage	36.1W	36.1B	40.50	36.1W	36.1B	42.00	36.1W	36.1B	44.50		36.1W	36.1B	47.00	47mm Twin
Fan isolator switch	56.1W	56.1B	29.00	56.1W	56.1B	30.00	56.1W	56.1B	31.00		56.1W	56.1B	32.50	35mm Single
1 gang speaker socket	67.1	67.1	22.00	67.1	67.1	26.00	67.1	67.1	28.00		67.1	67.1	29.50	35mm Single
2 gang speaker socket	67.2	67.2	23.00	67.2	67.2	28.50	67.2	67.2	31.50		67.2	67.2	33.00	35mm Single
Flex outlet plate	69.1	69.1	30.00	69.1	69.1	31.00	69.1	69.1	33.00		69.1	69.1	35.00	35mm Single



Ambassador Square Corners



NOT SUITABLE FOR DRY LINING WALL BOXES
Plate Sizes: Single 86mm x 86mm, Twin 146mm x 86mm

Important note

When ordering, please add the five letter code for your chosen finish to the beginning of the codes listed, i.e. TEASS11.1W for Satin Stainless Steel.

Finishes Price Group 1					Finishes Price Group 2					Finishes Price Group 3					Finishes Price Group 4				
TEASS	Satin Stainless Steel	TEASB	Satin Brass	TEASC	Satin Chrome	TEACB	Chocolate Bronze												
TEAPS	Polished Stainless Steel	TEAPB	Polished Brass	TEAPC	Polished Chrome	TEAJB	Jordan Bronze												
TEAPW	Primed (Plastic Rockers)	TEABA	Bronze Antique (Plastic Rockers)	TEASN	Satin Nickel	TEAAB	Antique Brass												
Codes for Satin Stainless Steel & Polished Stainless Steel finishes		Codes for Primed finish		Codes for Satin Brass and Polished Brass finishes		Codes for Bronze Antique and Colour Coated finishes													
White Insert	Black Insert	White Insert	Price £	White Insert	Black Insert	White Insert	Black Insert	Price £	White Insert	Black Insert	Price £	White Insert	Black Insert	Price £	Wallbox Depth (mm)				
1 gang 20 amp 2 way switch	11.1W	11.1B	10.1W	30.00	11.1W	11.1B	10.1W	10.1B	32.50	11.1W	11.1B	35.00			11.1W	11.1B	37.00	35mm Single	
1 gang 20 amp intermediate switch	11.1W/3	11.1B/3	10.1W/3	39.00	11.1W/3	11.1B/3	10.1W/3	10.1B/3	42.00	11.1W/3	11.1B/3	44.50			11.1W/3	11.1B/3	47.00	35mm Single	
2 gang 20 amp 2 way switch	11.2W	11.2B	10.2W	44.50	11.2W	11.2B	10.2W	10.2B	48.00	11.2W	11.2B	51.00			11.2W	11.2B	53.50	35mm Single	
3 gang 20 amp 2 way switch	11.3W	11.3B	10.3W	70.50	11.3W	11.3B	10.3W	10.3B	76.00	11.3W	11.3B	78.00			11.3W	11.3B	82.00	35mm Twin	
4 gang 20 amp 2 way switch	11.4W	11.4B	10.4W	86.50	11.4W	11.4B	10.4W	10.4B	93.50	11.4W	11.4B	97.00			11.4W	11.4B	102.00	35mm Twin	
6 gang 20 amp 2 way switch	11.6W	11.6B	10.6W	146.50	11.6W	11.6B	10.6W	10.6B	163.00	11.6W	11.6B	169.00			11.6W	11.6B	177.50	133x133x40	

DOLLY GRID SWITCHES

1 gang 20 amp 2 way dolly switch	14.1	14.1	14.1	35.50	14.1	14.1	14.1	14.1	38.00	14.1	14.1	41.00			14.1	14.1	43.00	35mm Single
1 gang 20 amp intermediate dolly	14.1/3	14.1/3	14.1/3	45.00	14.1/3	14.1/3	14.1/3	14.1/3	48.00	14.1/3	14.1/3	50.00			14.1/3	14.1/3	52.50	35mm Single
2 gang 20 amp 2 way dolly switch	14.2	14.2	14.2	52.00	14.2	14.2	14.2	14.2	59.00	14.2	14.2	62.00			14.2	14.2	65.00	35mm Single
3 gang 20 amp 2 way dolly switch	14.3	14.3	14.3	84.50	14.3	14.3	14.3	14.3	95.00	14.3	14.3	98.00			14.3	14.3	103.00	35mm Twin
4 gang 20 amp 2 way dolly switch	14.4	14.4	14.4	105.00	14.4	14.4	14.4	14.4	118.00	14.4	14.4	122.00			14.4	14.4	128.00	35mm Twin

ARCHITRAVE SWITCHES

1 gang 20 amp 2 way switch	16.1W	16.1B	15.1W	35.50	16.1W	16.1B	15.1W	15.1B	36.50	16.1W	16.1B	38.50			16.1W	16.1B	40.50	See Notes*
2 gang 20 amp 2 way switch	16.2W	16.2B	15.2W	60.50	16.2W	16.2B	15.2W	15.2B	61.50	16.2W	16.2B	65.00			16.2W	16.2B	68.00	See Notes*

SWITCHED SOCKET OUTLETS

1 gang 13 amp	18.1W	18.1B	17.1W	29.00	18.1W	18.1B	17.1W	17.1B	31.00	18.1W	18.1B	34.00			18.1W	18.1B	36.00	35mm Single
2 gang 13 amp	18.2W	18.2B	17.2W	39.00	18.2W	18.2B	17.2W	17.2B	42.00	18.2W	18.2B	46.00			18.2W	18.2B	48.50	35mm Twin

UN-SWITCHED SOCKET OUTLETS

1 gang 2 amp	19.1W	19.1B	19.1W	32.00	19.1W	19.1B	19.1W	19.1B	33.50	19.1W	19.1B	36.00			19.1W	19.1B	38.00	35mm Single
1 gang 5 amp	20.1W	20.1B	20.1W	33.00	20.1W	20.1B	20.1W	20.1B	37.00	20.1W	20.1B	40.00			20.1W	20.1B	42.00	35mm Single

DIMMER SWITCHES (See notes on dimming on page 51 before ordering)

1 gang 250W 2 way dimmer**	21.1	21.1	21.1	27.50	21.1	21.1	21.1	21.1	31.00	21.1	21.1	33.50			21.1	21.1	35.50	35mm Single
2 gang 250W 2 way dimmer**	21.2	21.2	21.2	43.00	21.2	21.2	21.2	21.2	47.00	21.2	21.2	50.00			21.2	21.2	52.50	35mm Single
3 gang 250W 2 way dimmer**	21.3	21.3	21.3	60.50	21.3	21.3	21.3	21.3	66.00	21.3	21.3	70.00			21.3	21.3	73.50	35mm Twin
4 gang 250W 2 way dimmer**	21.4	21.4	21.4	76.50	21.4	21.4	21.4	21.4	82.00	21.4	21.4	86.00			21.4	21.4	90.50	35mm Twin
1 gang 200w 2 way trailing edge dimmer (V-pro)**	21.1/T	21.1/T	21.1/T	27.50	21.1/T	21.1/T	21.1/T	21.1/T	31.00	21.1/T	21.1/T	33.50			21.1/T	21.1/T	35.50	35mm Single
2 gang 200w 2 way trailing edge dimmer (V-pro)**	21.2/TT	21.2/TT	21.2/TT	76.00	21.2/TT	21.2/TT	21.2/TT	21.2/TT	80.00	21.2/TT	21.2/TT	82.00			21.2/TT	21.2/TT	84.00	35mm Single
3 gang 200w 2 way trailing edge dimmer (V-pro)**	21.3/TTT	21.3/TTT	21.3/TTT	111.00	21.3/TTT	21.3/TTT	21.3/TTT	21.3/TTT	115.00	21.3/TTT	21.3/TTT	117.00			21.3/TTT	21.3/TTT	119.00	35mm Twin
4 gang 200w 2 way trailing edge dimmer (V-pro)**	21.4/TTTT	21.4/TTTT	21.4/TTTT	145.00	21.4/TTTT	21.4/TTTT	21.4/TTTT	21.4/TTTT	149.00	21.4/TTTT	21.4/TTTT	151.00			21.4/TTTT	21.4/TTTT	153.00	35mm Twin
1 gang 400W 2 way dimmer ¹	22.1	22.1	22.1	28.50	22.1	22.1	22.1	22.1	32.00	22.1	22.1	35.00			22.1	22.1	37.00	35mm Single
2 gang 400W 2 way dimmer ¹	22.2	22.2	22.2	45.00	22.2	22.2	22.2	22.2	49.50	22.2	22.2	52.50			22.2	22.2	55.00	35mm Single
1 gang 700W LV / 1000w mains dimmer - single plate	43.1/SML	43.1/SML	43.1/SML	57.00	43.1/SML	43.1/SML	43.1/SML	43.1/SML	61.00	43.1/SML	43.1/SML	64.50			43.1/SML	43.1/SML	67.00	35mm Single
1 gang 700W LV / 1000w mains dimmer - twin plate	43.1	43.1	43.1	57.00	43.1	43.1	43.1	43.1	61.00	43.1	43.1	64.50			43.1	43.1	68.00	35mm Twin

NOT SUITABLE FOR DRY LINING WALL BOXES Plate Sizes: Single 86mm x 86mm, Twin 146mm x 86mm

* 1 gang architrave to suit a Wandsworth 1715 wallbox, 2 gang architrave to suit a Wandsworth 1716 wallbox.
 ** Suitable for mains and low voltage filament lamps and many 'leading edge' dimmable mains voltage LED replacement lamps. *** Suitable for leading or trailing edge dimmable mains voltage LED replacement lamps.
¹ Suitable for mains and low voltage filament lamps and many 'leading edge' dimmable mains voltage LED replacement lamps - features 'trimmer' to set lower dimmed lighting level.



True Edge

Stylish and modern, the True Edge range is guillotined for the sharpest edges and corners possible. With high quality British made interiors.

Guillotined edges

Hex head screws

White or black frame to switches



Polished Nickel



Satin Chrome

Important note

When ordering, please add the five letter code for your chosen finish to the beginning of the codes listed, i.e. TEASS23.1 for Satin Stainless Steel.

Finishes Price Group 1			Finishes Price Group 2			Finishes Price Group 3			Finishes Price Group 4					
TEASS	Satin Stainless Steel	TEASB	Satin Brass	TEASC	Satin Chrome	TEACB	Chocolate Bronze			TEAJS	Jordan Bronze			
TEAPS	Polished Stainless Steel	TEAPB	Polished Brass	TEAPC	Polished Chrome	TEAAB	Antique Brass							
TEAPW	Primed	TEABA	Bronze Antique	TEASN	Satin Nickel									
			TEACC	Colour Coated	TEAPN	Polished Nickel								
	White Insert	Black Insert	Price £	White Insert	Black Insert	Price £	White Insert	Black Insert	Price £		White Insert	Black Insert	Price £	Wallbox Depth (mm)
1 gang isolated co/axial TV.	23.1	23.1	22.00	23.1	23.1	25.00	23.1	23.1	26.00		23.1	23.1	27.50	35mm Single
2 gang isolated co/axial TV.	23.2	23.2	25.00	23.2	23.2	28.00	23.2	23.2	29.00		23.2	23.2	30.50	35mm Single
1 gang satellite socket outlet	54.1	54.1	22.50	54.1	54.1	23.50	54.1	54.1	26.00		54.1	54.1	27.50	35mm Single
TV-satellite socket	55.2	55.2	50.00	55.2	55.2	53.50	55.2	55.2	56.00		55.2	55.2	59.00	35mm Single
TV/FM/SAT triplex outlet	80.3W	80.3B	29.00	80.3W	80.3B	30.00	80.3W	80.3B	32.00		80.3W	80.3B	34.00	35mm Single

TELEVISION OUTLETS

1 gang isolated co/axial TV.	23.1	23.1	22.00	23.1	23.1	25.00	23.1	23.1	26.00		23.1	23.1	27.50	35mm Single
2 gang isolated co/axial TV.	23.2	23.2	25.00	23.2	23.2	28.00	23.2	23.2	29.00		23.2	23.2	30.50	35mm Single
1 gang satellite socket outlet	54.1	54.1	22.50	54.1	54.1	23.50	54.1	54.1	26.00		54.1	54.1	27.50	35mm Single
TV-satellite socket	55.2	55.2	50.00	55.2	55.2	53.50	55.2	55.2	56.00		55.2	55.2	59.00	35mm Single
TV/FM/SAT triplex outlet	80.3W	80.3B	29.00	80.3W	80.3B	30.00	80.3W	80.3B	32.00		80.3W	80.3B	34.00	35mm Single

TELEPHONE OUTLETS

1 gang master	24.1W	24.1B	31.00	24.1W	24.1B	34.00	24.1W	24.1B	36.00		24.1W	24.1B	38.00	35mm Single
2 gang master	24.2W	24.2B	42.00	24.2W	24.2B	43.00	24.2W	24.2B	45.00		24.2W	24.2B	47.50	35mm Single
1 gang slave	25.1W	25.1B	27.50	25.1W	25.1B	31.00	25.1W	25.1B	33.00		25.1W	25.1B	35.00	35mm Single
2 gang slave	25.2W	25.2B	33.50	25.2W	25.2B	34.50	25.2W	25.2B	36.00		25.2W	25.2B	38.00	35mm Single
1 gang RJ45 cat 5/6	51.1W	51.1B	27.00	51.1W	51.1B	28.00	51.1W	51.1B	30.00		51.1W	51.1B	32.00	35mm Single
2 gang RJ45 cat 5/6	51.2W	51.2B	33.00	51.2W	51.2B	35.00	51.2W	51.2B	37.00		51.2W	51.2B	39.00	35mm Single

FUSED CONNECTION UNITS

13 amp switch fuse spur	26.1W	26.1B	47.00	26.1W	26.1B	51.00	26.1W	26.1B	54.00		26.1W	26.1B	57.00	47mm Single
13 amp switch fuse neon spur	27.1W	27.1B	57.00	27.1W	27.1B	61.00	27.1W	27.1B	64.00		27.1W	27.1B	67.00	47mm Single
13 amp switch fuse cord spur	28.1W	28.1B	52.00	28.1W	28.1B	56.00	28.1W	28.1B	59.00		28.1W	28.1B	62.00	47mm Single
13 amp switch fuse neon cord spur	29.1W	29.1B	60.00	29.1W	29.1B	67.00	29.1W	29.1B	70.00		29.1W	29.1B	73.50	47mm Single

COOKER SWITCHES

45 amp cooker control switch small	32.1W/SML	32.1B/SML	32.00	32.1W/SML	32.1B/SML	33.00	32.1W/SML	32.1B/SML	35.00		32.1W/SML	32.1B/SML	37.00	35mm Single
45 amp cooker control switch small c/w neon	33.1W/SML	33.1B/SML	34.50	33.1W/SML	33.1B/SML	36.00	33.1W/SML	33.1B/SML	38.00		33.1W/SML	33.1B/SML	40.00	35mm Single
45 amp cooker switch with single 13a switch socket	34.1W	34.1B	56.50	34.1W	34.1B	72.50	34.1W	34.1B	75.00		34.1W	34.1B	79.00	35mm Twin

BLANK PLATES

Single blank plate	37.1	37.1	13.50	37.1	37.1	17.00	37.1	37.1	20.00		37.1	37.1	21.00	35mm Single
Twin blank plate	37.2	37.2	15.00	37.2	37.2	20.00	37.2	37.2	24.00		37.2	37.2	25.00	35mm Twin

EURO MODULE PLATES

1 module euro plate	EUR.1	EUR.1	20.00	EUR.1	EUR.1	21.00	EUR.1	EUR.1	23.00		EUR.1	EUR.1	24.00	35mm Single
2 module euro plate	EUR.2	EUR.2	20.00	EUR.2	EUR.2	21.00	EUR.2	EUR.2	23.00		EUR.2	EUR.2	24.00	35mm Single
3 module euro plate	EUR.3	EUR.3	24.50	EUR.3	EUR.3	27.50	EUR.3	EUR.3	31.00		EUR.3	EUR.3	33.00	35mm Twin
4 module euro plate	EUR.4	EUR.4	24.50	EUR.4	EUR.4	27.50	EUR.4	EUR.4	31.00		EUR.4	EUR.4	33.00	35mm Twin

BRUSH PLATES

2 module brush plate	BRUSH.1	BRUSH.1	28.00	BRUSH.1	BRUSH.1	30.00	BRUSH.1	BRUSH.1	32.00		BRUSH.1	BRUSH.1	34.00	35mm Single
4 module brush plate	BRUSH.2	BRUSH.2	32.00	BRUSH.2	BRUSH.2	41.00	BRUSH.2	BRUSH.2	44.50		BRUSH.2	BRUSH.2	47.00	35mm Twin

MISCELLANEOUS

Shaver socket outlet 110/240 voltage	36.1W	36.1B	44.00	36.1W	36.1B	45.00	36.1W	36.1B	48.00		36.1W	36.1B	50.50	47mm Twin
Fan isolator switch	56.1W	56.1B	30.50	56.1W	56.1B	32.00	56.1W	56.1B	33.50		56.1W	56.1B	35.00	35mm Single
1 gang speaker socket	67.1	67.1	25.00	67.1	67.1	28.00	67.1	67.1	31.00		67.1	67.1	33.00	35mm Single
2 gang speaker socket	67.2	67.2	31.50	67.2	67.2	33.00	67.2	67.2	35.00		67.2	67.2	37.00	35mm Single
Flex outlet plate	69.1	69.1	30.00	69.1	69.1	33.00	69.1	69.1	36.00		69.1	69.1	38.00	35mm Single



True Edge
Polished Nickel

True Edge



Satin Chrome

NOT SUITABLE FOR DRY LINING WALL BOXES
Plate Sizes: Single 86mm x 86mm, Twin 146mm x 86mm

Important note

When ordering, please add the three letter code for your chosen finish to the beginning of the codes listed, i.e. **HSS11.1** for Satin Stainless Steel.

Finishes Price Group 1			Finishes Price Group 2			Finishes Price Group 3			Finishes Price Group 4			Wallbox Depth (mm)
White Insert	Black Insert	Price £	White Insert	Black Insert	Price £	White Insert	Black Insert	Price £	White Insert	Black Insert	Price £	
HSS	Satin Stainless Steel		HSB	Satin Brass		HSC	Satin Chrome		HCB	Chocolate Bronze		
HPS	Polished Stainless Steel		HPB	Polished Brass		HPC	Polished Chrome		HJB	Jordan Bronze		
HPW	Primed		HBA	Bronze Antique		HSN	Satin Nickel		HAB	Antique Brass		
			HCC	Colour Coated		HPN	Polished Nickel					

PLATE SWITCHES

	1 gang 10 amp 2 way switch	11.1	11.1	19.00	11.1	11.1	21.00	11.1	11.1	24.00			11.1	11.1	27.00	35mm Single
	2 gang 10 amp 2 way switch	11.2	11.2	22.00	11.2	11.2	26.00	11.2	11.2	29.00			11.2	11.2	32.00	35mm Single
	3 gang 10 amp 2 way switch	11.3	11.3	33.50	11.3	11.3	37.00	11.3	11.3	40.00			11.3	11.3	43.50	35mm Single

ROCKER GRID SWITCHES

	1 gang 20 amp 2 way switch	11.1/1	11.1/1	29.00	11.1/1	11.1/1	33.50	11.1/1	11.1/1	35.00			11.1/1	11.1/1	40.00	35mm Single
	1 gang 20 amp intermediate switch	11.1/3	11.1/3	41.00	11.1/3	11.1/3	44.00	11.1/3	11.1/3	45.50			11.1/3	11.1/3	50.00	35mm Single
	2 gang 20 amp 2 way switch	11.2/11	11.2/11	47.00	11.2/11	11.2/11	49.00	11.2/11	11.2/11	51.00			11.2/11	11.2/11	55.00	35mm Single
	3 gang 20 amp 2 way switch	11.3/111	11.3/111	73.50	11.3/111	11.3/111	76.00	11.3/111	11.3/111	77.50			11.3/111	11.3/111	83.00	35mm Twin
	4 gang 20 amp 2 way switch	11.4/1111	11.4/1111	90.00	11.4/1111	11.4/1111	92.50	11.4/1111	11.4/1111	94.00			11.4/1111	11.4/1111	100.00	35mm Twin

DOLLY GRID SWITCHES

	1 gang 20 amp 2 way dolly switch	14.1	14.1	46.50	14.1	14.1	52.00	14.1	14.1	54.50			14.1	14.1	58.50	35mm Single
	1 gang 20 amp intermediate dolly switch	14.1/3	14.1/3	58.50	14.1/3	14.1/3	64.00	14.1/3	14.1/3	66.50			14.1/3	14.1/3	72.00	35mm Single
	2 gang 20 amp 2 way dolly switch	14.2	14.2	70.50	14.2	14.2	81.00	14.2	14.2	84.50			14.2	14.2	88.00	35mm Single
	3 gang 20 amp 2 way dolly switch	14.3	14.3	117.00	14.3	14.3	130.00	14.3	14.3	136.00			14.3	14.3	138.50	35mm Twin
	4 gang 20 amp 2 way dolly switch	14.4	14.4	147.00	14.4	14.4	163.00	14.4	14.4	169.00			14.4	14.4	172.00	35mm Twin

SWITCHED SOCKET OUTLETS

	1 gang 13 amp	18.1W	18.1B	21.00	18.1W	18.1B	24.50	18.1W	18.1B	28.00			18.1W	18.1B	30.00	35mm Single
	2 gang 13 amp	18.2W	18.2B	33.00	18.2W	18.2B	36.00	18.2W	18.2B	39.50			18.2W	18.2B	42.00	35mm Twin
	1 gang 13 amp USB sw/skt (silk screened)	68.1W	68.1B	39.00	68.1W	68.1B	40.00	68.1W	68.1B	43.50			68.1W	68.1B	45.00	35mm Single
	2 gang 13 amp USB sw/skt (silk screened)	68.2W	68.2B	48.00	68.2W	68.2B	49.00	68.2W	68.2B	50.00			68.2W	68.2B	55.00	35mm Twin

UN-SWITCHED SOCKET OUTLETS

	1 gang 2 amp	19.1W	19.1B	34.00	19.1W	19.1B	36.00	19.1W	19.1B	38.00			19.1W	19.1B	38.00	35mm Single
	1 gang 5 amp	20.1W	20.1B	34.00	20.1W	20.1B	43.50	20.1W	20.1B	45.00			20.1W	20.1B	52.00	35mm Single

DIMMER SWITCHES (See notes on dimming on page 51 before ordering)

	1 gang 250W 2 way dimmer*	21.1	21.1	37.00	21.1	21.1	43.50	21.1	21.1	45.00			21.1	21.1	50.00	35mm Single
	2 gang 250W 2 way dimmer*	21.2	21.2	59.50	21.2	21.2	67.00	21.2	21.2	68.00			21.2	21.2	74.00	35mm Single
	3 gang 250W 2 way dimmer*	21.3	21.3	84.00	21.3	21.3	94.50	21.3	21.3	96.00			21.3	21.3	102.00	35mm Twin
	4 gang 250W 2 way dimmer*	21.4	21.4	106.50	21.4	21.4	118.00	21.4	21.4	120.00			21.4	21.4	126.00	35mm Twin
	1 gang 200w 2 way trailing edge dimmer (V-pro)**	21.1/T	21.1/T	62.00	21.1/T	21.1/T	68.50	21.1/T	21.1/T	70.00			21.1/T	21.1/T	75.00	35mm Single
	2 gang 200w 2 way trailing edge dimmer (V-pro)**	21.2/TT	21.2/TT	110.00	21.2/TT	21.2/TT	116.00	21.2/TT	21.2/TT	118.00			21.2/TT	21.2/TT	123.00	35mm Single
	3 gang 200w 2 way trailing edge dimmer (V-pro)**	21.3/TTT	21.3/TTT	165.00	21.3/TTT	21.3/TTT	171.50	21.3/TTT	21.3/TTT	173.00			21.3/TTT	21.3/TTT	179.00	35mm Twin
	4 gang 200w 2 way trailing edge dimmer (V-pro)**	21.4/TTTT	21.4/TTTT	213.00	21.4/TTTT	21.4/TTTT	219.00	21.4/TTTT	21.4/TTTT	221.00			21.4/TTTT	21.4/TTTT	227.00	35mm Twin
	1 gang 400W 2 way dimmer†	22.1	22.1	38.50	22.1	22.1	45.00	22.1	22.1	47.00			22.1	22.1	52.00	35mm Single
	2 gang 400W 2 way dimmer†	22.2	22.2	62.50	22.2	22.2	70.00	22.2	22.2	71.00			22.2	22.2	77.00	35mm Single
	1 gang 700W LV / 1000w mains dimmer - single plate	43.1/SML	43.1/SML	78.00	43.1/SML	43.1/SML	93.00	43.1/SML	43.1/SML	94.00			43.1/SML	43.1/SML	100.00	35mm Single
	1 gang 700W LV / 1000w mains dimmer - twin plate	43.1	43.1	78.00	43.1	43.1	93.00	43.1	43.1	95.00			43.1	43.1	100.00	35mm Twin

NOT SUITABLE FOR DRY LINING WALL BOXES Plate Sizes: Single 86mm x 86mm, Twin 146mm x 86mm

* Suitable for mains and low voltage filament lamps and many 'leading edge' dimmable mains voltage LED replacement lamps.
 ** Suitable for leading or trailing edge dimmable mains voltage LED replacement and other LED lamps.
 † Suitable for mains and low voltage filament lamps and many 'leading edge' dimmable mains voltage LED replacement lamps - features 'trimmer' to set lower dimmed lighting level.

*With the exception of PW and CC where black or white plastic switches are used as standard



Horizon
Bronze Antique

Horizon

A contemporary styled flat plate with trimless switches that match the plate finish.*

Rounded corners ————

Hex head screws ————

Matching trimless switches* ————



Satin Chrome



Polished Chrome

Important note

When ordering, please add the three letter code for your chosen finish to the beginning of the codes listed, i.e. HSS23.1 for Satin Stainless Steel.

Finishes Price Group 1			Finishes Price Group 2			Finishes Price Group 3			Finishes Price Group 4					
	White Insert	Black Insert	Price £	White Insert	Black Insert	Price £	White Insert	Black Insert	Price £		White Insert	Black Insert	Price £	Wallbox Depth (mm)
HSS	Satin Stainless Steel	HSB	Satin Brass	HSC	Satin Chrome					HCB	Chocolate Bronze			
HPS	Polished Stainless Steel	HPB	Polished Brass	HPC	Polished Chrome					HJB	Jordan Bronze			
HPW	Primed	HBA	Bronze Antique	HSN	Satin Nickel					HAB	Antique Brass			
		HCC	Colour Coated	HPN	Polished Nickel									

TELEVISION OUTLETS

1 gang isolated co/axial T.V.	23.1	23.1	28.50	23.1	23.1	39.00	23.1	23.1	41.00			23.1	23.1	45.00	35mm Single
2 gang isolated co/axial T.V.	23.2	23.2	32.00	23.2	23.2	42.00	23.2	23.2	43.50			23.2	23.2	49.00	35mm Single
1 gang satellite socket outlet	54.1	54.1	27.50	54.1	54.1	32.50	54.1	54.1	34.00			54.1	54.1	39.00	35mm Single
TV/FM/SAT triplex outlet	80.3W	80.3B	42.50	80.3W	80.3B	43.50	80.3W	80.3B	46.00			80.3W	80.3B	50.00	35mm Single

TELEPHONE OUTLETS

1 gang master	24.1W	24.1B	40.50	24.1W	24.1B	51.00	24.1W	24.1B	52.50			24.1W	24.1B	58.00	35mm Single
2 gang master	24.2W	24.2B	68.00	24.2W	24.2B	75.50	24.2W	24.2B	77.00			24.2W	24.2B	82.50	35mm Single
1 gang slave	25.1W	25.1B	33.50	25.1W	25.1B	45.00	25.1W	25.1B	46.50			25.1W	25.1B	52.00	35mm Single
2 gang slave	25.2W	25.2B	56.50	25.2W	25.2B	58.50	25.2W	25.2B	60.00			25.2W	25.2B	66.00	35mm Single
1 gang RJ45 cat 5/6	51.1W	51.1B	42.50	51.1W	51.1B	47.50	51.1W	51.1B	49.00			51.1W	51.1B	54.50	35mm Single
2 gang RJ45 cat 5/6	51.2W	51.2B	57.50	51.2W	51.2B	59.00	51.2W	51.2B	63.00			51.2W	51.2B	66.00	35mm Single

FUSED CONNECTION UNITS

13 amp switch fuse spur	26.1W	26.1B	35.00	26.1W	26.1B	39.50	26.1W	26.1B	42.50			26.1W	26.1B	46.00	35mm Single
13 amp switch fuse neon spur	27.1W	27.1B	43.00	27.1W	27.1B	46.50	27.1W	27.1B	50.00			27.1W	27.1B	53.00	35mm Single
13 amp switch fuse cord spur	28.1W	28.1B	43.00	28.1W	28.1B	44.00	28.1W	28.1B	47.00			28.1W	28.1B	49.00	35mm Single
13 amp switch fuse neon cord spur	29.1W	29.1B	48.50	29.1W	29.1B	50.00	29.1W	29.1B	52.50			29.1W	29.1B	53.50	35mm Single

COOKER SWITCHES

45 amp cooker control switch small	32.1W/SML	32.1B/SML	42.00	32.1W/SML	32.1B/SML	43.50	32.1W/SML	32.1B/SML	45.50			32.1W/SML	32.1B/SML	50.00	35mm Single
45 amp cooker control switch small c/w neon	33.1W/SML	33.1B/SML	46.50	33.1W/SML	33.1B/SML	48.50	33.1W/SML	33.1B/SML	50.00			33.1W/SML	33.1B/SML	53.50	35mm Single
20 amp DP with neon	30.1	30.1	34.00	30.1	30.1	36.00	30.1	30.1	40.50			30.1	30.1	42.00	35mm Single
45 amp cooker switch with single 13a switch socket	34.1W	34.1B	72.00	34.1W	34.1B	74.00	34.1W	34.1B	79.00			34.1W	34.1B	84.00	35mm Twin

BLANK PLATES

Single blank plate	37.1	37.1	14.50	37.1	37.1	22.50	37.1	37.1	24.00			37.1	37.1	29.00	35mm Single
Twin blank plate	37.2	37.2	17.00	37.2	37.2	27.00	37.2	37.2	29.50			37.2	37.2	33.50	35mm Twin

EURO MODULE PLATES

1 module euro plate	EUR.1	EUR.1	26.00	EUR.1	EUR.1	27.50	EUR.1	EUR.1	29.00			EUR.1	EUR.1	33.00	35mm Single
2 module euro plate	EUR.2	EUR.2	26.00	EUR.2	EUR.2	27.50	EUR.2	EUR.2	29.00			EUR.2	EUR.2	33.00	35mm Single
3 module euro plate	EUR.3	EUR.3	33.50	EUR.3	EUR.3	36.00	EUR.3	EUR.3	39.50			EUR.3	EUR.3	43.00	35mm Twin
4 module euro plate	EUR.4	EUR.4	33.50	EUR.4	EUR.4	36.00	EUR.4	EUR.4	39.50			EUR.4	EUR.4	43.00	35mm Twin

BRUSH PLATES

2 module brush plate	BRUSH.1	BRUSH.1	38.00	BRUSH.1	BRUSH.1	41.00	BRUSH.1	BRUSH.1	43.50			BRUSH.1	BRUSH.1	45.50	35mm Single
4 module brush plate	BRUSH.2	BRUSH.2	49.00	BRUSH.2	BRUSH.2	56.00	BRUSH.2	BRUSH.2	59.50			BRUSH.2	BRUSH.2	62.50	35mm Twin

MISCELLANEOUS

Shaver socket outlet 110/240 voltage	36.1W	36.1B	58.00	36.1W	36.1B	62.00	36.1W	36.1B	64.00			36.1W	36.1B	69.00	47mm Twin
Fan isolator switch	56.1W	56.1B	37.00	56.1W	56.1B	38.00	56.1W	56.1B	40.00			56.1W	56.1B	44.00	35mm Single
1 gang speaker socket	67.1	67.1	30.00	67.1	67.1	41.50	67.1	67.1	43.00			67.1	67.1	47.00	35mm Single
2 gang speaker socket	67.2	67.2	33.00	67.2	67.2	44.50	67.2	67.2	47.00			67.2	67.2	49.50	35mm Single
Flex outlet plate	69.1	69.1	41.50	69.1	69.1	44.50	69.1	69.1	47.00			69.1	69.1	49.50	35mm Single



Horizon



NOT SUITABLE FOR DRY LINING WALL BOXES
Plate Sizes: Single 86mm x 86mm, Twin 146mm x 86mm

Important note

When ordering, please add the four letter code for your chosen finish to the beginning of the codes listed, i.e. **NHSS11.1** for Satin Stainless Steel.

Finishes Price Group 1			Finishes Price Group 2			Finishes Price Group 3			Finishes Price Group 4					
NHSS	Satin Stainless Steel		NHSB	Satin Brass		NHSC	Satin Chrome		NHCB	Chocolate Bronze				
NHPS	Polished Stainless Steel		NHPB	Polished Brass		NHPC	Polished Chrome		NHJB	Jordan Bronze				
NHPW	Primed		NHBA	Bronze Antique		NHSN	Satin Nickel		NHAB	Antique Brass				
			NHCC	Colour Coated		NHPN	Polished Nickel							
	White Insert	Black Insert	Price £	White Insert	Black Insert	Price £	White Insert	Black Insert	Price £		White Insert	Black Insert	Price £	Wallbox Depth (mm)

PLATE SWITCHES

	1 gang 10 amp 2 way switch	11.1	11.1	19.00	11.1	11.1	21.00	11.1	11.1	24.00			11.1	11.1	27.00	35mm Single
	2 gang 10 amp 2 way switch	11.2	11.2	22.00	11.2	11.2	26.00	11.2	11.2	29.00			11.2	11.2	32.00	35mm Single
	3 gang 10 amp 2 way switch	11.3	11.3	33.50	11.3	11.3	37.00	11.3	11.3	40.00			11.3	11.3	43.50	35mm Single

ROCKER GRID SWITCHES

	1 gang 20 amp 2 way switch	11.1/1	11.1/1	29.00	11.1/1	11.1/1	33.50	11.1/1	11.1/1	35.00			11.1/1	11.1/1	40.00	35mm Single
	1 gang 20 amp intermediate switch	11.1/3	11.1/3	41.00	11.1/3	11.1/3	44.00	11.1/3	11.1/3	45.50			11.1/3	11.1/3	50.00	35mm Single
	2 gang 20 amp 2 way switch	11.2/11	11.2/11	47.00	11.2/11	11.2/11	49.00	11.2/11	11.2/11	51.00			11.2/11	11.2/11	55.00	35mm Single
	3 gang 20 amp 2 way switch	11.3/111	11.3/111	73.50	11.3/111	11.3/111	76.00	11.3/111	11.3/111	77.50			11.3/111	11.3/111	83.00	35mm Twin
	4 gang 20 amp 2 way switch	11.4/1111	11.4/1111	90.00	11.4/1111	11.4/1111	92.50	11.4/1111	11.4/1111	94.00			11.4/1111	11.4/1111	100.00	35mm Twin

DOLLY GRID SWITCHES

	1 gang 20 amp 2 way dolly switch	14.1	14.1	46.50	14.1	14.1	52.00	14.1	14.1	54.50			14.1	14.1	58.50	35mm Single
	1 gang 20 amp intermediate dolly switch	14.1/3	14.1/3	58.50	14.1/3	14.1/3	64.00	14.1/3	14.1/3	66.50			14.1/3	14.1/3	72.00	35mm Single
	2 gang 20 amp 2 way dolly switch	14.2	14.2	70.50	14.2	14.2	81.00	14.2	14.2	84.50			14.2	14.2	88.00	35mm Single
	3 gang 20 amp 2 way dolly switch	14.3	14.3	117.00	14.3	14.3	130.00	14.3	14.3	136.00			14.3	14.3	138.50	35mm Twin
	4 gang 20 amp 2 way dolly switch	14.4	14.4	147.00	14.4	14.4	163.00	14.4	14.4	169.00			14.4	14.4	172.00	35mm Twin

SWITCHED SOCKET OUTLETS

	1 gang 13 amp	18.1W	18.1B	21.00	18.1W	18.1B	24.50	18.1W	18.1B	28.00			18.1W	18.1B	30.00	35mm Single
	2 gang 13 amp	18.2W	18.2B	33.00	18.2W	18.2B	36.00	18.2W	18.2B	39.50			18.2W	18.2B	42.00	35mm Twin
	1 gang 13 amp USB sw/skt (silk screened)	68.1W	68.1B	39.00	68.1W	68.1B	40.00	68.1W	68.1B	43.50			68.1W	68.1B	45.00	35mm Single
	2 gang 13 amp USB sw/skt (silk screened)	68.2W	68.2B	48.00	68.2W	68.2B	49.00	68.2W	68.2B	50.00			68.2W	68.2B	55.00	35mm Twin

UN-SWITCHED SOCKET OUTLETS

	1 gang 2 amp	19.1W	19.1B	34.00	19.1W	19.1B	36.00	19.1W	19.1B	38.00			19.1W	19.1B	38.00	35mm Single
	1 gang 5 amp	20.1W	20.1B	34.00	20.1W	20.1B	43.50	20.1W	20.1B	45.00			20.1W	20.1B	52.00	35mm Single

DIMMER SWITCHES (See notes on dimming on page 51 before ordering)

	1 gang 250W 2 way dimmer*	21.1	21.1	37.00	21.1	21.1	43.50	21.1	21.1	45.00			21.1	21.1	50.00	35mm Single
	2 gang 250W 2 way dimmer*	21.2	21.2	59.50	21.2	21.2	67.00	21.2	21.2	68.00			21.2	21.2	74.00	35mm Single
	3 gang 250W 2 way dimmer*	21.3	21.3	84.00	21.3	21.3	94.50	21.3	21.3	96.00			21.3	21.3	102.00	35mm Twin
	4 gang 250W 2 way dimmer*	21.4	21.4	106.50	21.4	21.4	118.00	21.4	21.4	120.00			21.4	21.4	126.00	35mm Twin
	1 gang 200w 2 way trailing edge dimmer (V-pro)**	21.1/T	21.1/T	62.00	21.1/T	21.1/T	68.50	21.1/T	21.1/T	70.00			21.1/T	21.1/T	75.00	35mm Single
	2 gang 200w 2 way trailing edge dimmer (V-pro)**	21.2/TT	21.2/TT	110.00	21.2/TT	21.2/TT	116.00	21.2/TT	21.2/TT	118.00			21.2/TT	21.2/TT	123.00	35mm Single
	3 gang 200w 2 way trailing edge dimmer (V-pro)**	21.3/TTT	21.3/TTT	165.00	21.3/TTT	21.3/TTT	171.50	21.3/TTT	21.3/TTT	173.00			21.3/TTT	21.3/TTT	179.00	35mm Twin
	4 gang 200w 2 way trailing edge dimmer (V-pro)**	21.4/TTTT	21.4/TTTT	213.00	21.4/TTTT	21.4/TTTT	219.00	21.4/TTTT	21.4/TTTT	221.00			21.4/TTTT	21.4/TTTT	227.00	35mm Twin
	1 gang 400W 2 way dimmer†	22.1	22.1	38.50	22.1	22.1	45.00	22.1	22.1	47.00			22.1	22.1	52.00	35mm Single
	2 gang 400W 2 way dimmer†	22.2	22.2	62.50	22.2	22.2	70.00	22.2	22.2	71.00			22.2	22.2	77.00	35mm Single
	1 gang 700W LV / 1000w mains dimmer - single plate	43.1/SML	43.1/SML	78.00	43.1/SML	43.1/SML	93.00	43.1/SML	43.1/SML	94.00			43.1/SML	43.1/SML	100.00	35mm Single
	1 gang 700W LV / 1000w mains dimmer - twin plate	43.1	43.1	78.00	43.1	43.1	93.00	43.1	43.1	95.00			43.1	43.1	100.00	35mm Twin

NOT SUITABLE FOR DRY LINING WALL BOXES Plate Sizes: Single 86mm x 86mm, Twin 146mm x 86mm

* Suitable for mains and low voltage filament lamps and many 'leading edge' dimmable mains voltage LED replacement lamps.

** Suitable for leading or trailing edge dimmable mains voltage LED replacement and other LED lamps.

† Suitable for mains and low voltage filament lamps and many 'leading edge' dimmable mains voltage LED replacement lamps - features 'trimmer' to set lower dimmed lighting level.

*With the exception of PW and CC where black or white plastic switches are used as standard



Horizon Square Corners
Satin Brass


Horizon Square Corners

All the sophisticated styling of the Horizon range but with square corners.

Square corners

Hex head screws

Matching trimless switches*



Antique Brass



Satin Nickel

Important note

When ordering, please add the four letter code for your chosen finish to the beginning of the codes listed, i.e. **NHSS23.1** for Satin Stainless Steel.

Finishes Price Group 1			Finishes Price Group 2			Finishes Price Group 3			Finishes Price Group 4					
NHSS	Satin Stainless Steel	NHSB	Satin Brass	NHSC	Satin Chrome	NHCB	Chocolate Bronze							
NHPS	Polished Stainless Steel	NHPB	Polished Brass	NHPC	Polished Chrome	NHJB	Jordan Bronze							
NHPW	Primed	NHBA	Bronze Antique	NHSN	Satin Nickel	NHAB	Antique Brass							
			NHCC	Colour Coated	NHPN	Polished Nickel								
	White Insert	Black Insert	Price £	White Insert	Black Insert	Price £	White Insert	Black Insert	Price £		White Insert	Black Insert	Price £	Wallbox Depth (mm)
1 gang isolated co/axial T.V.	23.1	23.1	28.50	23.1	23.1	39.00	23.1	23.1	41.00		23.1	23.1	45.00	35mm Single
2 gang isolated co/axial T.V.	23.2	23.2	32.00	23.2	23.2	42.00	23.2	23.2	43.50		23.2	23.2	49.00	35mm Single
1 gang satellite socket outlet	54.1	54.1	27.50	54.1	54.1	32.50	54.1	54.1	34.00		54.1	54.1	39.00	35mm Single
TV/FM/SAT triplex outlet	80.3W	80.3B	42.50	80.3W	80.3B	43.50	80.3W	80.3B	46.00		80.3W	80.3B	50.00	35mm Single

TELEPHONE OUTLETS

1 gang master	24.1W	24.1B	40.50	24.1W	24.1B	51.00	24.1W	24.1B	52.50		24.1W	24.1B	58.00	35mm Single
2 gang master	24.2W	24.2B	68.00	24.2W	24.2B	75.50	24.2W	24.2B	77.00		24.2W	24.2B	82.50	35mm Single
1 gang slave	25.1W	25.1B	33.50	25.1W	25.1B	45.00	25.1W	25.1B	46.50		25.1W	25.1B	52.00	35mm Single
2 gang slave	25.2W	25.2B	56.50	25.2W	25.2B	58.50	25.2W	25.2B	60.00		25.2W	25.2B	66.00	35mm Single
1 gang RJ45 cat 5/6	51.1W	51.1B	42.50	51.1W	51.1B	47.50	51.1W	51.1B	49.00		51.1W	51.1B	54.50	35mm Single
2 gang RJ45 cat 5/6	51.2W	51.2B	57.50	51.2W	51.2B	59.00	51.2W	51.2B	63.00		51.2W	51.2B	66.00	35mm Single

FUSED CONNECTION UNITS

13 amp switch fuse spur	26.1W	26.1B	35.00	26.1W	26.1B	39.50	26.1W	26.1B	42.50		26.1W	26.1B	46.00	35mm Single
13 amp switch fuse neon spur	27.1W	27.1B	43.00	27.1W	27.1B	46.50	27.1W	27.1B	50.00		27.1W	27.1B	53.00	35mm Single
13 amp switch fuse cord spur	28.1W	28.1B	43.00	28.1W	28.1B	44.00	28.1W	28.1B	47.00		28.1W	28.1B	49.00	35mm Single
13 amp switch fuse neon cord spur	29.1W	29.1B	48.50	29.1W	29.1B	50.00	29.1W	29.1B	52.50		29.1W	29.1B	53.50	35mm Single

COOKER SWITCHES

45 amp cooker control switch small	32.1W/SML	32.1B/SML	42.00	32.1W/SML	32.1B/SML	43.50	32.1W/SML	32.1B/SML	45.50		32.1W/SML	32.1B/SML	50.00	35mm Single
45 amp cooker control switch small c/w neon	33.1W/SML	33.1B/SML	46.50	33.1W/SML	33.1B/SML	48.50	33.1W/SML	33.1B/SML	50.00		33.1W/SML	33.1B/SML	53.50	35mm Single
20 amp DP with neon	30.1	30.1	34.00	30.1	30.1	36.00	30.1	30.1	40.50		30.1	30.1	42.00	35mm Single
45 amp cooker switch with single 13a switch socket	34.1W	34.1B	72.00	34.1W	34.1B	74.00	34.1W	34.1B	79.00		34.1W	34.1B	84.00	35mm Twin

BLANK PLATES

Single blank plate	37.1	37.1	14.50	37.1	37.1	22.50	37.1	37.1	24.00		37.1	37.1	29.00	35mm Single
Twin blank plate	37.2	37.2	17.00	37.2	37.2	27.00	37.2	37.2	29.50		37.2	37.2	33.50	35mm Twin

EURO MODULE PLATES


1 module euro plate	EUR.1	EUR.1	26.00	EUR.1	EUR.1	27.50	EUR.1	EUR.1	29.00		EUR.1	EUR.1	33.00	35mm Single
2 module euro plate	EUR.2	EUR.2	26.00	EUR.2	EUR.2	27.50	EUR.2	EUR.2	29.00		EUR.2	EUR.2	33.00	35mm Single
3 module euro plate	EUR.3	EUR.3	33.50	EUR.3	EUR.3	36.00	EUR.3	EUR.3	39.50		EUR.3	EUR.3	43.00	35mm Twin
4 module euro plate	EUR.4	EUR.4	33.50	EUR.4	EUR.4	36.00	EUR.4	EUR.4	39.50		EUR.4	EUR.4	43.00	35mm Twin

BRUSH PLATES

2 module brush plate	BRUSH.1	BRUSH.1	38.00	BRUSH.1	BRUSH.1	41.00	BRUSH.1	BRUSH.1	43.50		BRUSH.1	BRUSH.1	45.50	35mm Single
4 module brush plate	BRUSH.2	BRUSH.2	49.00	BRUSH.2	BRUSH.2	56.00	BRUSH.2	BRUSH.2	59.50		BRUSH.2	BRUSH.2	62.50	35mm Twin

MISCELLANEOUS

Shaver socket outlet 110/240 voltage	36.1W	36.1B	58.00	36.1W	36.1B	62.00	36.1W	36.1B	64.00		36.1W	36.1B	69.00	47mm Twin
Fan isolator switch	56.1W	56.1B	37.00	56.1W	56.1B	38.00	56.1W	56.1B	40.00		56.1W	56.1B	44.00	35mm Single
1 gang speaker socket	67.1	67.1	30.00	67.1	67.1	41.50	67.1	67.1	43.00		67.1	67.1	47.00	35mm Single
2 gang speaker socket	67.2	67.2	33.00	67.2	67.2	44.50	67.2	67.2	47.00		67.2	67.2	49.50	35mm Single
Flex outlet plate	69.1	69.1	41.50	69.1	69.1	44.50	69.1	69.1	47.00		69.1	69.1	49.50	35mm Single



Horizon Square Corners



NOT SUITABLE FOR DRY LINING WALL BOXES
Plate Sizes: Single 86mm x 86mm, Twin 146mm x 86mm

		Clear Acrylic			
		White Insert	Black Insert	Price £	Wallbox Depth (mm)
ROCKER GRID SWITCHES PLASTIC SWITCHES					
	1 gang 20 amp 2 way plastic switch	P10.1W	P10.1B	25.00	35mm Single
	1 gang 20 amp intermediate plastic switch	P10.1W/3	P10.1B/3	33.00	35mm Single
	2 gang 20 amp 2 way plastic switches	P10.2W	P10.2B	35.00	35mm Single
	3 gang 20 amp 2 way plastic switches	P10.3W	P10.3B	59.00	35mm Twin
	4 gang 20 amp 2 way plastic switches	P10.4W	P10.4B	73.00	35mm Twin
	6 gang 20 amp 2 way plastic switches	P10.6W	P10.6B	138.00	133x133x40

ROCKER GRID SWITCHES METAL SWITCHES					
	1 gang 20 amp 2 way metal switch	P11.1W	P11.1B	28.00	35mm Single
	1 gang 20 amp intermediate metal switch	P11.1W/3	P11.1B/3	36.00	35mm Single
	2 gang 10 amp 2 way metal switches	P11.2W	P11.2B	41.00	35mm Single
	3 gang 10 amp 2 way metal switches	P11.3W	P11.3B	68.00	35mm Twin
	4 gang 10 amp 2 way metal switches	P11.4W	P11.4B	85.00	35mm Twin
	6 gang 10 amp 2 way metal switches	P11.6W	P11.6B	170.00	133x133x40

DOLLY GRID SWITCHES METAL DOLLY SWITCHES					
	1 gang 20 amp 2 way dolly switch	P14.1	P14.1	33.00	35mm Single
	1 gang 20 amp intermediate dolly	P14.1/3	P14.1/3	43.00	35mm Single
	2 gang 20 amp 2 way dolly switch	P14.2	P14.2	53.00	35mm Single
	3 gang 20 amp 2 way dolly switch	P14.3	P14.3	83.00	35mm Twin
	4 gang 20 amp 2 way dolly switch	P14.4	P14.4	105.00	35mm Twin
	6 gang 20 amp 2 way dolly switch	P14.6	P14.6	205.00	133x133x40

SWITCHED SOCKET OUTLETS PLASTIC SWITCHES					
	1 gang 13 amp	P17.1W	P17.1B	28.00	35mm Single
	2 gang 13 amp	P17.2W	P17.2B	35.00	35mm Twin

SWITCHED SOCKET OUTLETS METAL SWITCHES					
	1 gang 13 amp metal switches	P18.1W	P18.1B	32.00	35mm Single
	2 gang 13 amp metal switches	P18.2W	P18.2B	45.00	35mm Twin

UN-SWITCHED SOCKET OUTLETS					
	1 gang 2 amp	P19.1W	P19.1B	26.00	35mm Single
	1 gang 5 amp	P20.1W	P20.1B	27.00	35mm Twin

DIMMER SWITCHES (See notes on dimming on page 51 before ordering)					
	1 gang 250W 2 way dimmer*	P21.1	P21.1	28.00	35mm Single
	2 gang 250W 2 way dimmer*	P21.2	P21.2	44.00	35mm Single
	3 gang 250W 2 way dimmer*	P21.3	P21.3	74.00	35mm Twin
	4 gang 250W 2 way dimmer*	P21.4	P21.4	105.00	35mm Twin
	1 gang 200w 2 way trailing edge dimmer (V-pro)**	P21.1/T	P21.1/T	46.00	35mm Single
	2 gang 200w 2 way trailing edge dimmer (V-pro)**	P21.2/TT	P21.2/TT	83.00	35mm Single
	3 gang 200w 2 way trailing edge dimmer (V-pro)**	P21.3/TTT	P21.3/TTT	121.00	35mm Twin
	4 gang 200w 2 way trailing edge dimmer (V-pro)**	P21.4/TTTT	P21.4/TTTT	158.00	35mm Twin
	1 gang 400W 2 way dimmer ¹	P22.1	P22.1	33.00	35mm Single
	2 gang 400W 2 way dimmer ¹	P22.2	P22.2	51.00	35mm Single
	1 gang 700W LV / 1000w mains dimmer	P43.1	P43.1	70.00	35mm Twin



Prism Clear Acrylic

Prism Clear Acrylic allows switches and sockets to blend in with the wall covering for a discrete solution. With high quality British made interiors.



		Clear Acrylic			
		White Insert	Black Insert	Price £	Wallbox Depth (mm)
TELEVISION OUTLETS					
	1 gang isolated co/axial TV.	P23.1W	P23.1B	32.50	35mm Single
	2 gang isolated co/axial TV.	P23.2W	P23.2B	58.00	35mm Single
	1 gang satellite socket outlet	P54.1	P54.1	23.00	35mm Single
	TV-satellite socket	P55.2W	P55.2B	58.00	35mm Single
	TV/FM/SAT triplex outlet	P80.3W	P80.3B	40.00	35mm Single

TELEPHONE OUTLETS					
	1 gang master	P24.1W	P24.1B	27.00	35mm Single
	2 gang master	P24.2W	P24.2B	49.50	35mm Single
	1 gang slave	P25.1W	P25.1B	25.00	35mm Single
	2 gang slave	P25.2W	P25.2B	46.00	35mm Single
	1 gang RJ45 cat 5/6	P51.1W	P51.1B	26.00	35mm Single
	2 gang RJ45 cat 5/6	P51.2W	P51.2B	44.50	35mm Single

FUSED CONNECTION UNITS PLASTIC SWITCHES					
	13 amp switch fuse spur	P26.1W	P26.1B	43.50	47mm Single
	13 amp switch fuse neon spur	P27.1W	P27.1B	53.50	47mm Single
	13 amp switch fuse cord spur	P28.1W	P28.1B	51.00	47mm Single
	13 amp switch fuse neon cord spur	P29.1W	P29.1B	60.50	47mm Single

COOKER SWITCHES					
	45 amp cooker control switch small	P32.1W/SML	P32.1B/SML	60.00	35mm Single
	45 amp cooker control switch with neon small	P33.1W/SML	P33.1B/SML	71.50	35mm Single

BLANK PLATES					
	Single blank plate	P37.1	P37.1	10.00	25mm Single
	Twin blank plate	P37.2	P37.2	12.00	25mm Twin

EURO MODULE PLATES					
	1 module euro plate	P-EUR.1	P-EUR.1	18.50	35mm Single
	2 module euro plate	P-EUR.2	P-EUR.2	18.50	35mm Single
	3 module euro plate	P-EUR.3	P-EUR.3	22.50	35mm Twin
	4 module euro plate	P-EUR.4	P-EUR.4	22.50	35mm Twin

MISCELLANEOUS					
	Shaver socket outlet 110/240 voltage	P36.1W	P36.1B	66.50	55mm Twin
	Fan isolator switch	P56.1W	P56.1B	30.50	35mm Single
	1 gang speaker socket	P67.1	P67.1	28.50	35mm Single
	2 gang speaker socket	P67.2	P67.2	35.50	35mm Single
	Flex outlet plate	P69.1	P69.1	31.00	35mm Single



Bevelled, flame polished edges
White or black frame to switches
Slotted screws



NOT SUITABLE FOR DRY LINING WALL BOXES Plate Sizes: Single 86mm x 86mm, Twin 146mm x 86mm

* Suitable for mains and low voltage filament lamps and many 'leading edge' dimmable mains voltage LED replacement lamps.

** Suitable for leading or trailing edge dimmable mains voltage LED replacement and other LED lamps.

¹ Suitable for mains and low voltage filament lamps and many 'leading edge' dimmable mains voltage LED replacement lamps - features 'trimmer' to set lower dimmed lighting level.

SCREWLESS PLATE RANGES



Morpheus Polished Stainless Steel



PRISM II | P 30-31



MORPHEUS | P 32-33

		Clear Acrylic			
		White Insert	Black Insert	Price £	Wallbox Depth (mm)
ROCKER GRID SWITCHES PLASTIC SWITCHES					
	1 gang 20 amp 2 way plastic switch	CFP10.1W	CFP10.1B	25.00	35mm Single
	1 gang 20 amp intermediate plastic switch	CFP10.1W/3	CFP10.1B/3	33.00	35mm Single
	2 gang 20 amp 2 way plastic switches	CFP10.2W	CFP10.2B	35.00	35mm Single
	3 gang 20 amp 2 way plastic switches	CFP10.3W	CFP10.3B	59.00	35mm Twin
	4 gang 20 amp 2 way plastic switches	CFP10.4W	CFP10.4B	73.00	35mm Twin

		Clear Acrylic			
		White Insert	Black Insert	Price £	Wallbox Depth (mm)
ROCKER GRID SWITCHES METAL SWITCHES					
	1 gang 20 amp 2 way metal switch	CFP11.1W	CFP11.1B	28.00	35mm Single
	1 gang 20 amp intermediate metal switch	CFP11.1W/3	CFP11.1B/3	36.00	35mm Single
	2 gang 10 amp 2 way metal switches	CFP11.2W	CFP11.2B	41.00	35mm Single
	3 gang 10 amp 2 way metal switches	CFP11.3W	CFP11.3B	68.00	35mm Twin
	4 gang 10 amp 2 way metal switches	CFP11.4W	CFP11.4B	85.00	35mm Twin

		Clear Acrylic			
		White Insert	Black Insert	Price £	Wallbox Depth (mm)
DOLLY GRID SWITCHES METAL DOLLY SWITCHES					
	1 gang 20 amp 2 way dolly switch	CFP14.1	CFP14.1	33.00	35mm Single
	1 gang 20 amp intermediate dolly	CFP14.1/3	CFP14.1/3	43.00	35mm Single
	2 gang 20 amp 2 way dolly switch	CFP14.2	CFP14.2	53.00	35mm Single
	3 gang 20 amp 2 way dolly switch	CFP14.3	CFP14.3	83.00	35mm Twin
	4 gang 20 amp 2 way dolly switch	CFP14.4	CFP14.4	105.00	35mm Twin

		Clear Acrylic			
		White Insert	Black Insert	Price £	Wallbox Depth (mm)
SWITCHED SOCKET OUTLETS PLASTIC SWITCHES					
	1 gang 13 amp	CFP17.1W	CFP17.1B	28.00	35mm Single
	2 gang 13 amp	CFP17.2W	CFP17.2B	35.00	35mm Twin

		Clear Acrylic			
		White Insert	Black Insert	Price £	Wallbox Depth (mm)
SWITCHED SOCKET OUTLETS METAL SWITCHES					
	1 gang 13 amp metal switches	CFP18.1W	CFP18.1B	32.00	35mm Single
	2 gang 13 amp metal switches	CFP18.2W	CFP18.2B	45.00	35mm Twin

		Clear Acrylic			
		White Insert	Black Insert	Price £	Wallbox Depth (mm)
UN-SWITCHED SOCKET OUTLETS					
	1 gang 2 amp	CFP19.1W	CFP19.1B	26.00	35mm Single
	1 gang 5 amp	CFP20.1W	CFP20.1B	27.00	35mm Twin

		Clear Acrylic			
		White Insert	Black Insert	Price £	Wallbox Depth (mm)
DIMMER SWITCHES (See notes on dimming on page 51 before ordering)					
	1 gang 250W 2 way dimmer*	CFP21.1	CFP21.1	28.00	35mm Single
	2 gang 250W 2 way dimmer*	CFP21.2	CFP21.2	44.00	35mm Single
	3 gang 250W 2 way dimmer*	CFP21.3	CFP21.3	74.00	35mm Twin
	4 gang 250W 2 way dimmer*	CFP21.4	CFP21.4	105.00	35mm Twin
	1 gang 200w 2 way trailing edge dimmer (V-pro)	CFP21.1/T	CFP21.1/T	46.00	35mm Single
	2 gang 200w 2 way trailing edge dimmer (V-pro)**	CFP21.2/TT	CFP21.2/TT	83.00	35mm Single
	3 gang 200w 2 way trailing edge dimmer (V-pro)**	CFP21.3/TTT	CFP21.3/TTT	121.00	35mm Twin
	4 gang 200w 2 way trailing edge dimmer (V-pro)**	CFP21.4/TTTT	CFP21.4/TTTT	158.00	35mm Twin
	1 gang 400W 2 way dimmer ¹	CFP22.1	CFP22.1	33.00	35mm Single
	2 gang 400W 2 way dimmer ¹	CFP22.2	CFP22.2	51.00	35mm Single
	1 gang 700W LV / 1000w mains dimmer - single plate	CFP43.1/SML	CFP43.1/SML	70.00	35mm Single
	1 gang 700W LV / 1000w mains dimmer - twin plate	CFP43.1	CFP43.1	70.00	35mm Twin



Prism II Clear Acrylic

This screwless clear acrylic range allows wall coverings to really shine through. With high quality British made interiors.



		Clear Acrylic			
		White Insert	Black Insert	Price £	Wallbox Depth (mm)
TELEVISION OUTLETS					
	1 gang isolated co/axial TV.	CFP23.1W	CFP23.1B	32.50	35mm Single
	2 gang isolated co/axial TV.	CFP23.2W	CFP23.2B	58.00	35mm Single
	1 gang satellite socket outlet	CFP54.1	CFP54.1	23.00	35mm Single
	TV-satellite socket	CFP55.2W	CFP55.2B	58.00	35mm Single
	TV/FM/SAT triplex outlet	CFP80.3W	CFP80.3B	40.00	35mm Single

		Clear Acrylic			
		White Insert	Black Insert	Price £	Wallbox Depth (mm)
TELEPHONE OUTLETS					
	1 gang master	CFP24.1W	CFP24.1B	27.00	35mm Single
	2 gang master	CFP24.2W	CFP24.2B	49.50	35mm Single
	1 gang slave	CFP25.1W	CFP25.1B	25.00	35mm Single
	2 gang slave	CFP25.2W	CFP25.2B	46.00	35mm Single
	1 gang RJ45 cat 5/6	CFP51.1W	CFP51.1B	26.00	35mm Single
	2 gang RJ45 cat 5/6	CFP51.2W	CFP51.2B	44.50	35mm Single

		Clear Acrylic			
		White Insert	Black Insert	Price £	Wallbox Depth (mm)
FUSED CONNECTION UNITS PLASTIC SWITCHES					
	13 amp switch fuse spur	CFP26.1W	CFP26.1B	43.50	47mm Single
	13 amp switch fuse neon spur	CFP27.1W	CFP27.1B	53.50	47mm Single
	13 amp switch fuse cord spur	CFP28.1W	CFP28.1B	51.00	47mm Single
	13 amp switch fuse neon cord spur	CFP29.1W	CFP29.1B	60.50	47mm Single

		Clear Acrylic			
		White Insert	Black Insert	Price £	Wallbox Depth (mm)
COOKER SWITCHES					
	45 amp cooker control switch small	CFP32.1W/SML	CFP32.1B/SML	60.00	35mm Single
	45 amp cooker control switch with neon small	CFP33.1W/SML	CFP33.1B/SML	71.50	35mm Single

		Clear Acrylic			
		White Insert	Black Insert	Price £	Wallbox Depth (mm)
BLANK PLATES					
	Single blank plate	CFP37.1	CFP37.1	10.00	25mm Single
	Twin blank plate	CFP37.2	CFP37.2	12.00	25mm Twin

		Clear Acrylic			
		White Insert	Black Insert	Price £	Wallbox Depth (mm)
EURO MODULE PLATES					
	1 module euro plate	CFP-EUR.1	CFP-EUR.1	18.50	35mm Single
	2 module euro plate	CFP-EUR.2	CFP-EUR.2	18.50	35mm Single
	3 module euro plate	CFP-EUR.3	CFP-EUR.3	22.50	35mm Single
	4 module euro plate	CFP-EUR.4	CFP-EUR.4	22.50	35mm Single

		Clear Acrylic			
		White Insert	Black Insert	Price £	Wallbox Depth (mm)
MISCELLANEOUS					
	Shaver socket outlet 110/240 voltage	CFP36.1W	CFP36.1B	66.50	47mm Twin
	Fan isolator switch	CFP56.1W	CFP56.1B	30.50	35mm Single
	1 gang speaker socket	CFP67.1	CFP67.1	28.50	35mm Single
	2 gang speaker socket	CFP67.2	CFP67.2	35.50	35mm Single
	Flex outlet plate	CFP69.1	CFP69.1	31.00	35mm Single



Rounded Corners **White or black frame to switches** **Screwless fixing**



NOT SUITABLE FOR DRY LINING WALL BOXES Plate Sizes: Single 86mm x 86mm, Twin 146mm x 86mm

* Suitable for mains and low voltage filament lamps and many 'leading edge' dimmable mains voltage LED replacement lamps.

** Suitable for leading or trailing edge dimmable mains voltage LED replacement and other LED lamps.

¹ Suitable for mains and low voltage filament lamps and many 'leading edge' dimmable mains voltage LED replacement lamps - features 'trimmer' to set lower dimmed lighting level.

Important note

When ordering, please add the three letter code for your chosen finish to the beginning of the codes listed, i.e. **MSS111W** for Satin Stainless Steel.

Finishes Price Group 1				Finishes Price Group 2				Price Groups 3 and 4 on request		
MSS	Satin Stainless Steel	MPB	Polished Brass	MPS	Polished Stainless Steel	MBA	Bronze Antique (Plastic Rockers)			
MPW	Primed (Plastic Rockers)	Codes for Satin Stainless Steel & Polished Stainless Steel finishes		Codes for Satin Brass and Polished Brass finishes		Codes for Bronze Antique and Colour Coated finishes				
White Insert	Black Insert	White Insert	Price £	White Insert	Black Insert	White Insert	Black Insert	Price £	Wallbox Depth (mm)	
1 gang 20 amp 2 way switch	11.1W	11.1B	10.1W	29.00	11.1W	11.1B	10.1W	10.1B	32.00	35mm Single
1 gang 20 amp intermediate switch	11.1W/3	11.1B/3	10.1W/3	39.00	11.1W/3	11.1B/3	10.1W/3	10.1B/3	42.00	35mm Single
2 gang 20 amp 2 way switch	11.2W	11.2B	10.2W	44.50	11.2W	11.2B	10.2W	10.2B	48.50	35mm Single
3 gang 20 amp 2 way switch	11.3W	11.3B	10.3W	72.00	11.3W	11.3B	10.3W	10.3B	78.50	35mm Twin
4 gang 20 amp 2 way switch	11.4W	11.4B	10.4W	88.50	11.4W	11.4B	10.4W	10.4B	97.00	35mm Twin

ROCKER GRID SWITCHES

1 gang 20 amp 2 way switch	11.1W	11.1B	10.1W	29.00	11.1W	11.1B	10.1W	10.1B	32.00	35mm Single
1 gang 20 amp intermediate switch	11.1W/3	11.1B/3	10.1W/3	39.00	11.1W/3	11.1B/3	10.1W/3	10.1B/3	42.00	35mm Single
2 gang 20 amp 2 way switch	11.2W	11.2B	10.2W	44.50	11.2W	11.2B	10.2W	10.2B	48.50	35mm Single
3 gang 20 amp 2 way switch	11.3W	11.3B	10.3W	72.00	11.3W	11.3B	10.3W	10.3B	78.50	35mm Twin
4 gang 20 amp 2 way switch	11.4W	11.4B	10.4W	88.50	11.4W	11.4B	10.4W	10.4B	97.00	35mm Twin

DOLLY GRID SWITCHES

1 gang 20 amp 2 way dolly switch	14.1	14.1	14.1	35.00	14.1	14.1	14.1	14.1	38.00	35mm Single
1 gang 20 amp intermediate dolly	14.1/3	14.1/3	14.1/3	45.00	14.1/3	14.1/3	14.1/3	14.1/3	48.00	35mm Single
2 gang 20 amp 2 way dolly switch	14.2	14.2	14.2	52.00	14.2	14.2	14.2	14.2	60.50	35mm Single
3 gang 20 amp 2 way dolly switch	14.3	14.3	14.3	86.00	14.3	14.3	14.3	14.3	98.00	35mm Twin
4 gang 20 amp 2 way dolly switch	14.4	14.4	14.4	108.00	14.4	14.4	14.4	14.4	123.00	35mm Twin

SWITCHED SOCKET OUTLETS

1 gang 13 amp	18.1W	18.1B	17.1W	28.00	18.1W	18.1B	17.1W	17.1B	30.50	35mm Single
2 gang 13 amp	18.2W	18.2B	17.2W	38.50	18.2W	18.2B	17.2W	17.2B	42.00	35mm Twin

UN-SWITCHED SOCKET OUTLETS

1 gang 2 amp	19.1W	19.1B	19.1W	31.00	19.1W	19.1B	19.1W	19.1B	33.50	35mm Single
1 gang 5 amp	20.1W	20.1B	20.1W	32.50	20.1W	20.1B	20.1W	20.1B	37.00	35mm Single

DIMMER SWITCHES (See notes on dimming on page 51 before ordering)

1 gang 250W 2 way dimmer*	21.1	21.1	21.1	26.50	21.1	21.1	21.1	21.1	30.50	35mm Single
2 gang 250W 2 way dimmer*	21.2	21.2	21.2	43.00	21.2	21.2	21.2	21.2	48.00	35mm Single
3 gang 250W 2 way dimmer*	21.3	21.3	21.3	61.50	21.3	21.3	21.3	21.3	68.00	35mm Twin
4 gang 250W 2 way dimmer*	21.4	21.4	21.4	78.00	21.4	21.4	21.4	21.4	85.00	35mm Twin
1 gang 200w 2 way trailing edge dimmer (V-pro)**	21.1/T	21.1/T	21.1/T	44.50	21.1/T	21.1/T	21.1/T	21.1/T	49.00	35mm Single
2 gang 200w 2 way trailing edge dimmer (V-pro)**	21.2/TT	21.2/TT	21.2/TT	78.00	21.2/TT	21.2/TT	21.2/TT	21.2/TT	82.00	35mm Single
3 gang 200w 2 way trailing edge dimmer (V-pro)**	21.3/TTT	21.3/TTT	21.3/TTT	118.00	21.3/TTT	21.3/TTT	21.3/TTT	21.3/TTT	122.00	35mm Twin
4 gang 200w 2 way trailing edge dimmer (V-pro)**	21.4/TTTT	21.4/TTTT	21.4/TTTT	152.00	21.4/TTTT	21.4/TTTT	21.4/TTTT	21.4/TTTT	156.00	35mm Twin
1 gang 400W 2 way dimmer†	22.1	22.1	22.1	27.50	22.1	22.1	22.1	22.1	32.00	35mm Single
2 gang 400W 2 way dimmer†	22.2	22.2	22.2	45.00	22.2	22.2	22.2	22.2	50.50	35mm Single
1 gang 700W LV / 1000w mains dimmer	43.1/SML	43.1/SML	43.1/SML	58.00	43.1/SML	43.1/SML	43.1/SML	43.1/SML	62.00	35mm Single

NOT SUITABLE FOR DRY LINING WALL BOXES Plate Sizes: Single 86mm x 86mm, Twin 146mm x 86mm

* Suitable for mains and low voltage filament lamps and many 'leading edge' dimmable mains voltage LED replacement lamps.

** Suitable for leading or trailing edge dimmable mains voltage LED replacement and other LED lamps.

† Suitable for mains and low voltage filament lamps and many 'leading edge' dimmable mains voltage LED replacement lamps - features 'trimmer' to set lower dimmed lighting level.

Important note

When ordering, please add the three letter code for your chosen finish to the beginning of the codes listed, i.e. **MSS23.1** for Satin Stainless Steel.

Finishes Price Group 1			Finishes Price Group 2					
MSS	Satin Stainless Steel	MPB	Polished Brass	MPS	Polished Stainless Steel	MBA	Bronze Antique	
MPW	Primed	White Insert	Black Insert	Price £	White Insert	Black Insert	Price £	Wallbox Depth (mm)
1 gang isolated co/axial T.V.	23.1	23.1	35.00	23.1	23.1	38.50	35mm Single	
2 gang isolated co/axial T.V.	23.2	23.2	62.00	23.2	23.2	68.00	35mm Single	
1 gang satellite socket outlet	54.1	54.1	21.50	54.1	54.1	22.50	35mm Single	
TV/FM/SAT triplex outlet	80.3W	80.3B	29.00	80.3W	80.3B	30.00	35mm Single	

TELEVISION OUTLETS

1 gang isolated co/axial T.V.	23.1	23.1	35.00	23.1	23.1	38.50	35mm Single
2 gang isolated co/axial T.V.	23.2	23.2	62.00	23.2	23.2	68.00	35mm Single
1 gang satellite socket outlet	54.1	54.1	21.50	54.1	54.1	22.50	35mm Single
TV/FM/SAT triplex outlet	80.3W	80.3B	29.00	80.3W	80.3B	30.00	35mm Single

TELEPHONE OUTLETS

1 gang master	24.1W	24.1B	38.00	24.1W	24.1B	42.00	35mm Single
1 gang slave	25.1W	25.1B	33.50	25.1W	25.1B	38.00	35mm Single
1 gang RJ45 cat 5/6	51.1W	51.1B	32.00	51.1W	51.1B	33.50	35mm Single
2 gang RJ45 cat 5/6	51.2W	51.2B	41.00	51.2W	51.2B	43.50	35mm Single

FUSED CONNECTION UNITS

13 amp switch fuse spur	26.1W	26.1B	47.50	26.1W	26.1B	51.50	47mm Single
13 amp switch fuse neon spur	27.1W	27.1B	57.50	27.1W	27.1B	59.50	47mm Single
13 amp switch fuse cord spur	28.1W	28.1B	52.50	28.1W	28.1B	57.50	47mm Single
13 amp switch fuse neon cord spur	29.1W	29.1B	61.00	29.1W	29.1B	68.50	47mm Single

COOKER SWITCHES

45 amp cooker control switch with neon	33.1W	33.1B	85.00	33.1W	33.1B	91.00	35mm Single
----------------------------------------	-------	-------	-------	-------	-------	-------	-------------

BLANK PLATES

Single blank plate	37.1	37.1	12.00	37.1	37.1	15.50	35mm Single
Twin blank plate	37.2	37.2	13.50	37.2	37.2	19.00	35mm Twin


EURO MODULE PLATES

1 module euro plate	EUR1	EUR.1	25.50	EUR.1	EUR.1	28.00	35mm Single
2 module euro plate	EUR2	EUR.2	25.50	EUR.2	EUR.2	28.00	35mm Single
3 module euro plate	EUR3	EUR.3	32.50	EUR.3	EUR.3	36.50	35mm Twin
4 module euro plate	EUR4	EUR.4	32.50	EUR.4	EUR.4	36.50	35mm Twin

MISCELLANEOUS

Shaver socket outlet 110/240 voltage	36.1W	36.1B	118.50	36.1W	36.1B	120.00	47mm Twin
1 gang speaker socket	67.1	67.1	24.50	67.1	67.1	28.00	35mm Single
2 gang speaker socket	67.2	67.2	31.50	67.2	67.2	33.00	35mm Single
Flex outlet plate	69.1	69.1	29.50	69.1	69.1	33.00	35mm Single

Price Groups 3 and 4 on request



Morpheus


This screwless range is smooth and sleek with high quality British made interiors.

Rounded Corners

Screwless fixing

White or black frame to switches

Polished Brass





Dorchester Jordan Bronze

RAISED PLATE RANGES



DORCHESTER | P 36-37



SHERATON | P 42-43



GEORGIAN | P 40-41



VICTORIAN | P 44-45

Finishes Price Group 1		Polished Brass			
	White Insert	Black Insert	Price £	Wallbox Depth (mm)	
ROCKER GRID SWITCHES					
	1 gang 20 amp 2 way brass switch	DLF11.1W	DLF11.1B	46.00	35mm Single
	1 gang 20 amp intermediate brass switch	DLF11.1W/3	DLF11.1B/3	55.00	35mm Single
	2 gang 20 amp 2 way brass switches	DLF11.2W	DLF11.2B	63.50	35mm Single
	3 gang 20 amp 2 way brass switches	DLF11.3W	DLF11.3B	110.00	35mm Twin
	4 gang 20 amp 2 way brass switches	DLF11.4W	DLF11.4B	130.50	35mm Twin
	6 gang 20 amp 2 way brass switches	DLF11.6W	DLF11.6B	245.00	133x133x40
DOLLY GRID SWITCHES BRASS DOLLY SWITCHES					
	1 gang 20 amp 2 way dolly switch	DLF14.1	DLF14.1	50.50	35mm Single
	1 gang 20 amp intermediate dolly	DLF14.1/3	DLF14.1/3	60.00	35mm Single
	2 gang 20 amp 2 way dolly switch	DLF14.2	DLF14.2	72.00	35mm Single
	3 gang 20 amp 2 way dolly switch	DLF14.3	DLF14.3	133.50	35mm Twin
	4 gang 20 amp 2 way dolly switch	DLF14.4	DLF14.4	160.50	35mm Twin
ARCHITRAVE SWITCHES					
	1 gang 20 amp 2 way brass switch	DLF16.1W	DLF16.1B	58.00	See Notes*
	2 gang 20 amp 2 way brass switches	DLF16.2W	DLF16.2B	100.00	See Notes*
SWITCHED SOCKET OUTLETS					
	1 gang 13 amp brass switches	DLF18.1W	DLF18.1B	44.50	35mm Single
	2 gang 13 amp brass switches	DLF18.2W	DLF18.2B	70.00	35mm Twin
UN-SWITCHED SOCKET OUTLETS					
	1 gang 2 amp	DLF19.1W	DLF19.1B	44.50	35mm Single
	1 gang 5 amp	DLF20.1W	DLF20.1B	49.00	35mm Single
DIMMER SWITCHES (See notes on dimming on page 51 before ordering)					
	1 gang 250W 2 way dimmer**	DLF21.1	DLF21.1	46.50	35mm Single
	2 gang 250W 2 way dimmer**	DLF21.2	DLF21.2	71.00	35mm Single
	3 gang 250W 2 way dimmer**	DLF21.3	DLF21.3	109.00	35mm Twin
	4 gang 250W 2 way dimmer**	DLF21.4	DLF21.4	129.50	35mm Twin
	1 gang 200w 2 way trailing edge dimmer (V-pro)***	DLF21.1/T	DLF21.1/T	69.00	35mm Single
	2 gang 200w 2 way trailing edge dimmer (V-pro)***	DLF21.2/TT	DLF21.2/TT	116.00	35mm Single
	3 gang 200w 2 way trailing edge dimmer (V-pro)***	DLF21.3/TTT	DLF21.3/TTT	176.50	35mm Twin
	4 gang 200w 2 way trailing edge dimmer (V-pro)***	DLF21.4/TTTT	DLF21.4/TTTT	219.50	35mm Twin
	1 gang 400W 2 way dimmer ¹	DLF22.1	DLF22.1	48.00	35mm Single
	2 gang 400W 2 way dimmer ¹	DLF22.2	DLF22.2	72.50	35mm Single
	1 gang 700W LV / 1000w mains dimmer - single plate	DLF43.1/SML	DLF43.1/SML	75.50	35mm Single
	1 gang 700W LV / 1000w mains dimmer - twin plate	DLF43.1	DLF43.1	75.50	35mm Twin

Price Groups 2, 3 and 4 on request



Dorchester

Dorchester raised plates will add a touch of luxury to an interior. Designed with a two-piece plate and featuring high quality British made interiors.



Finishes Price Group 1		Polished Brass			
	White Insert	Black Insert	Price £	Wallbox Depth (mm)	
TELEVISION OUTLETS					
	1 gang isolated co/axial TV.	DLF23.1W	DLF23.1B	53.00	35mm Single
	2 gang isolated co/axial TV.	DLF23.2W	DLF23.2B	84.00	35mm Single
	1 gang satellite socket outlet	DLF54.1	DLF54.1	37.50	35mm Single
	TV-satellite socket	DLF55.2W	DLF55.2B	84.00	35mm Single
	TV/FM/SAT triplex outlet	DLF80.3W	DLF80.3B	51.50	35mm Single
TELEPHONE OUTLETS					
	1 gang master	DLF24.1W	DLF24.1B	56.00	35mm Single
	2 gang master	DLF24.2W	DLF24.2B	65.00	35mm Single
	1 gang slave	DLF25.1W	DLF25.1B	50.00	35mm Single
	2 gang slave	DLF25.2W	DLF25.2B	57.00	35mm Single
	1 gang RJ45 cat 5/6	DLF51.1W	DLF51.1B	44.00	35mm Single
	2 gang RJ45 cat 5/6	DLF51.2W	DLF51.2B	67.00	35mm Single
FUSED CONNECTION UNITS					
	13 amp switch fuse spur	DLF26.1W	DLF26.1B	70.50	47mm Single
	13 amp switch fuse neon spur	DLF27.1W	DLF27.1B	81.00	47mm Single
	13 amp switch fuse cord spur	DLF28.1W	DLF28.1B	75.00	47mm Single
	13 amp switch fuse neon cord spur	DLF29.1W	DLF29.1B	86.00	47mm Single
COOKER SWITCHES					
	45 amp cooker control switch small	DLF32.1W/SML	DLF32.1B/SML	67.00	35mm Single
	45 amp cooker control switch with neon small	DLF33.1W/SML	DLF33.1B/SML	76.50	35mm Single
	45 amp cooker control switch with 13amp switched socket outlet	DLF34.1W	DLF34.1B	73.50	35mm Twin
	20 amp double pole switch with neon	DLF30.1	DLF30.1	46.00	35mm Single
BLANK PLATES					
	Single blank plate	DLF37.1	DLF37.1	27.00	25mm Single
	Twin blank plate	DLF37.2	DLF37.2	41.50	25mm Twin
EURO MODULE PLATES					
	1 module euro plate	DLF-EUR.1	DLF-EUR.1	43.00	35mm Single
	2 module euro plate	DLF-EUR.2	DLF-EUR.2	43.00	35mm Single
	3 module euro plate	DLF-EUR.3	DLF-EUR.3	55.00	35mm Twin
	4 module euro plate	DLF-EUR.4	DLF-EUR.4	55.00	35mm Twin
MISCELLANEOUS					
	Shaver socket outlet 110/240 voltage	DLF36.1W	DLF36.1B	94.50	47mm Twin
	Fan isolator switch	DLF56.1W	DLF56.1B	58.00	35mm Single
	1 gang speaker socket	DLF67.1	DLF67.1	39.00	35mm Single
	2 gang speaker socket	DLF67.2	DLF67.2	43.00	35mm Single
	Flex outlet plate	DLF69.1	DLF69.1	53.00	35mm Single

Price Groups 2, 3 and 4 on request



Two-piece raised plate
White or black frame to switches
Slotted screws




NOT SUITABLE FOR DUAL WALL BOXES Plate Sizes: Single 93mm x 93mm, Twin 153mm x 93mm

* 1 gang architrave to suit a Wandsworth 1715 wallbox, 2 gang architrave to suit a Wandsworth 1716 wallbox.
** Suitable for mains and low voltage filament lamps and many 'leading edge' dimmable mains voltage LED replacement lamps. *** Suitable for leading or trailing edge dimmable mains voltage LED replacement lamps and other LED lamps. ¹ Suitable for mains and low voltage filament lamps and many 'leading edge' dimmable mains voltage LED replacement lamps - features 'trimmer' to set lower dimmed lighting level.


Georgian

Georgian features a traditional rope edged design with high quality British made interiors.



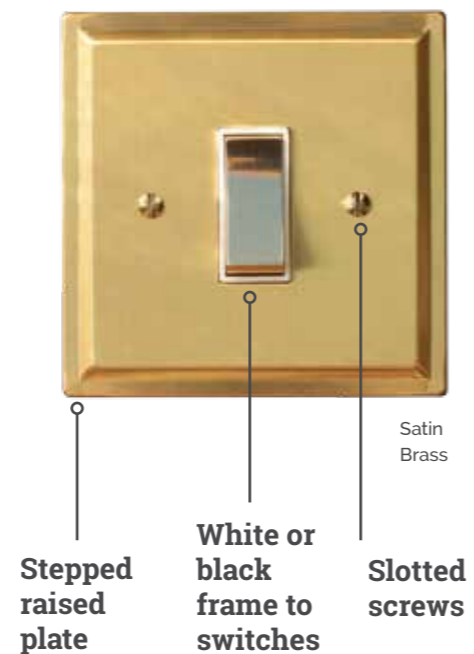
Victorian

Our simplest raised plate, Victorian will sit well in both contemporary and period surroundings with high quality British made interiors.



Sheraton

Sheraton is a simple, stepped plate design with high quality British made interiors.









Important note



When ordering, please add the three letter code for your chosen finish to the beginning of the codes listed, i.e. **GPB11.1W** for Polished Brass.

	Finishes Price Group 1			Finishes Price Group 2			Finishes Price Group 3			Price Group 4 on request	
	GPB	Polished Brass		GSB	Satin Brass		GSC	Satin Chrome			
				GBA	Bronze Antique		GPC	Polished Chrome			
	White Insert	Black Insert	Price £	White Insert	Black Insert	Price £	White Insert	Black Insert	Price £	Wallbox Depth (mm)	
ROCKER GRID SWITCHES											
	1 gang 20 amp 2 way switch	11.1W	11.1B	39.00	11.1W	11.1B	41.00	11.1W	11.1B	43.00	35mm Single
	1 gang 20 amp intermediate switch	11.1W/3	11.1B/3	47.00	11.1W/3	11.1B/3	50.00	11.1W/3	11.1B/3	54.00	35mm Single
	2 gang 20 amp 2 way switch	11.2W	11.2B	61.00	11.2W	11.2B	64.00	11.2W	11.2B	66.00	35mm Single
	3 gang 20 amp 2 way switch	11.3W	11.3B	88.00	11.3W	11.3B	91.00	11.3W	11.3B	93.00	35mm Twin
	4 gang 20 amp 2 way switch	11.4W	11.4B	110.00	11.4W	11.4B	115.00	11.4W	11.4B	117.00	35mm Twin
	6 gang 20 amp 2 way switch	11.6W	11.6B	245.00	11.6W	11.6B	255.00	11.6W	11.6B	258.00	133x133x40



DOLLY GRID SWITCHES

	1 gang 20 amp 2 way dolly switch	14.1	14.1	42.50	14.1	14.1	47.50	14.1	14.1	49.00	35mm Single
	1 gang 20 amp intermediate dolly	14.1/3	14.1/3	55.50	14.1/3	14.1/3	60.00	14.1/3	14.1/3	62.50	35mm Single
	2 gang 20 amp 2 way dolly switch	14.2	14.2	66.50	14.2	14.2	71.50	14.2	14.2	73.00	35mm Single
	3 gang 20 amp 2 way dolly switch	14.3	14.3	121.00	14.3	14.3	123.00	14.3	14.3	126.00	35mm Twin
	4 gang 20 amp 2 way dolly switch	14.4	14.4	148.50	14.4	14.4	155.50	14.4	14.4	157.00	35mm Twin
	6 gang 20 amp 2 way dolly switch	14.6	14.6	316.00	14.6	14.6	320.00	14.6	14.6	335.00	133x133x40


ARCHITRAVE SWITCHES

	1 gang 20 amp 2 way switch	16.1W	16.1B	64.00	16.1W	16.1B	69.00	16.1W	16.1B	72.00	See Notes*
	2 gang 20 amp 2 way switch	16.2W	16.2B	115.50	16.2W	16.2B	121.50	16.2W	16.2B	128.00	See Notes*













SWITCHED SOCKET OUTLETS

	1 gang 13 amp	18.1W	18.1B	36.00	18.1W	18.1B	40.50	18.1W	18.1B	42.00	35mm Single
	2 gang 13 amp	18.2W	18.2B	52.00	18.2W	18.2B	57.00	18.2W	18.2B	59.00	35mm Twin

UN-SWITCHED SOCKET OUTLETS

	1 gang 2 amp	19.1W	19.1B	30.00	19.1W	19.1B	33.00	19.1W	19.1B	34.50	35mm Single
	1 gang 5 amp	20.1W	20.1B	38.00	20.1W	20.1B	43.00	20.1W	20.1B	45.00	35mm Single

DIMMER SWITCHES (See notes on dimming on page 51 before ordering)

	1 gang 250W 2 way dimmer**	21.1	21.1	33.00	21.1	21.1	39.00	21.1	21.1	41.00	35mm Single
	2 gang 250W 2 way dimmer**	21.2	21.2	54.00	21.2	21.2	61.00	21.2	21.2	63.00	35mm Single
	3 gang 250W 2 way dimmer**	21.3	21.3	85.00	21.3	21.3	94.00	21.3	21.3	96.00	35mm Twin
	4 gang 250W 2 way dimmer**	21.4	21.4	108.00	21.4	21.4	118.00	21.4	21.4	120.00	35mm Twin
	1 gang 200w 2 way trailing edge dimmer (V-pro)***	21.1/T	21.1/T	58.00	21.1/T	21.1/T	64.00	21.1/T	21.1/T	66.00	35mm Single
	2 gang 200w 2 way trailing edge dimmer (V-pro)***	21.2/TT	21.2/TT	103.00	21.2/TT	21.2/TT	109.00	21.2/TT	21.2/TT	111.00	35mm Single
	3 gang 200w 2 way trailing edge dimmer (V-pro)***	21.3/TTT	21.3/TTT	151.00	21.3/TTT	21.3/TTT	157.00	21.3/TTT	21.3/TTT	159.00	35mm Twin
	4 gang 200w 2 way trailing edge dimmer (V-pro)***	21.4/TTTT	21.4/TTTT	195.50	21.4/TTTT	21.4/TTTT	201.50	21.4/TTTT	21.4/TTTT	203.50	35mm Twin
	1 gang 400W 2 way dimmer ¹	22.1	22.1	35.00	22.1	22.1	41.00	22.1	22.1	42.50	35mm Single
	2 gang 400W 2 way dimmer ¹	22.2	22.2	60.00	22.2	22.2	66.50	22.2	22.2	68.00	35mm Single
	1 gang 700W LV / 1000w mains dimmer - single plate	43.1/SML	43.1/SML	68.50	43.1/SML	43.1/SML	75.50	43.1/SML	43.1/SML	77.00	35mm Single
	1 gang 700W LV / 1000w mains dimmer - twin plate	43.1	43.1	68.50	43.1	43.1	75.50	43.1	43.1	77.00	35mm Twin

NOT SUITABLE FOR DRY LINING WALL BOXES Plate Sizes: Single 94mm x 94mm, Twin 154mm x 94mm




* 1 gang architrave to suit a Crabtree g341GV wallbox, 2 gang architrave to suit a Crabtree g342GV wallbox.
 ** Suitable for mains and low voltage filament lamps and many 'leading edge' dimmable mains voltage LED replacement lamps. *** Suitable for leading or trailing edge dimmable mains voltage LED replacement and other LED lamps. ¹ Suitable for mains and low voltage filament lamps and many 'leading edge' dimmable mains voltage LED replacement lamps - features 'trimmer' to set lower dimmed lighting level.

Important note

When ordering, please add the three letter code for your chosen finish to the beginning of the codes listed, i.e. **GPB23.1** for Polished Brass.

	Finishes Price Group 1			Finishes Price Group 2			Finishes Price Group 3			Price Group 4 on request	
	GPB	Polished Brass		GSB	Satin Brass		GSC	Satin Chrome			
				GBA	Bronze Antique		GPC	Polished Chrome			
	White Insert	Black Insert	Price £	White Insert	Black Insert	Price £	White Insert	Black Insert	Price £	Wallbox Depth (mm)	
TELEVISION OUTLETS											
	1 gang isolated co/axial T.V.	23.1	23.1	15.50	23.1	23.1	21.00	23.1	23.1	22.50	35mm Single
	2 gang isolated co/axial T.V.	23.2	23.2	16.50	23.2	23.2	22.00	23.2	23.2	23.50	35mm Single
	1 gang satellite socket outlet	54.1	54.1	21.50	54.1	54.1	27.00	54.1	54.1	29.00	35mm Single
	TV-satellite socket	55.2	55.2	26.00	55.2	55.2	31.00	55.2	55.2	33.00	35mm Single
	TV/FM/SAT triplex outlet	80.3W	80.3B	48.00	80.3W	80.3B	51.00	80.3W	80.3B	53.00	35mm Single




TELEPHONE OUTLETS

	1 gang master	24.1W	24.1B	24.00	24.1W	24.1B	29.00	24.1W	24.1B	31.00	35mm Single
	2 gang master	24.2W	24.2B	53.00	24.2W	24.2B	59.00	24.2W	24.2B	61.00	35mm Single
	1 gang slave	25.1W	25.1B	18.00	25.1W	25.1B	23.00	25.1W	25.1B	25.00	35mm Single
	2 gang slave	25.2W	25.2B	38.00	25.2W	25.2B	44.00	25.2W	25.2B	45.50	35mm Single
	1 gang RJ45 cat 5/6	51.1W	51.1B	35.00	51.1W	51.1B	40.00	51.1W	51.1B	42.00	35mm Single
	2 gang RJ45 cat 5/6	51.2W	51.2B	55.00	51.2W	51.2B	60.00	51.2W	51.2B	62.00	35mm Single

FUSED CONNECTION UNITS

	13 amp switch fuse spur	26.1W	26.1B	54.00	26.1W	26.1B	55.00	26.1W	26.1B	56.50	47mm Single
	13 amp switch fuse neon spur	27.1W	27.1B	63.50	27.1W	27.1B	65.00	27.1W	27.1B	66.50	47mm Single
	13 amp switch fuse cord spur	28.1W	28.1B	59.00	28.1W	28.1B	60.50	28.1W	28.1B	62.00	47mm Single
	13 amp switch fuse neon cord spur	29.1W	29.1B	70.00	29.1W	29.1B	71.00	29.1W	29.1B	72.50	47mm Single





COOKER SWITCHES

	45 amp cooker control switch small	32.1W/SML	32.1B/SML	63.00	32.1W/SML	32.1B/SML	67.00	32.1W/SML	32.1B/SML	68.50	35mm Single
	45 amp cooker control switch small c/w neon	33.1W/SML	33.1B/SML	66.50	33.1W/SML	33.1B/SML	73.00	33.1W/SML	33.1B/SML	75.00	35mm Single
	45 amp cooker switch with single 13a switch socket	34.1W	34.1B	55.00	34.1W	34.1B	61.50	34.1W	34.1B	63.00	35mm Twin
	20 amp double pole switch with neon	30.1	30.1	47.00	30.1	30.1	52.00	30.1	30.1	53.50	35mm Single

BLANK PLATES

	Single blank plate	37.1	37.1	12.00	37.1	37.1	17.00	37.1	37.1	18.00	25mm Single
	Twin blank plate	37.2	37.2	15.00	37.2	37.2	22.00	37.2	37.2	23.00	25mm Twin

EURO MODULE PLATES

	1 module euro plate	EUR1	EUR.1	22.00	EUR.1	EUR.1	23.50	EUR.1	EUR.1	27.50	35mm Single
	2 module euro plate	EUR2	EUR.2	22.00	EUR.2	EUR.2	23.50	EUR.2	EUR.2	25.00	35mm Single
	3 module euro plate	EUR3	EUR.3	30.00	EUR.3	EUR.3	31.50	EUR.3	EUR.3	33.00	35mm Twin
	4 module euro plate	EUR4	EUR.4	30.00	EUR.4	EUR.4	31.50	EUR.4	EUR.4	33.00	35mm Twin

MISCELLANEOUS

	Shaver socket outlet 110/240 voltage	36.1W	36.1B	60.00	36.1W	36.1B	65.00	36.1W	36.1B	66.00	47mm Twin
	Fan isolator switch	56.1W	56.1B	39.00	56.1W	56.1B	42.50	56.1W	56.1B	44.00	35mm Single
	1 gang speaker socket	67.1	67.1	28.00	67.1	67.1	33.00	67.1	67.1	35.00	35mm Single
	2 gang speaker socket	67.2	67.2	33.00	67.2	67.2	37.00	67.2			

Important note

When ordering, please add the three letter code for your chosen finish to the beginning of the codes listed, i.e. **SPB11.1W** for Polished Brass.

	Finishes Price Group 1			Finishes Price Group 2			Finishes Price Group 3			Price Group 4 on request	
	SPB	Polished Brass		SSB	Satin Brass*		SSC	Satin Chrome			
				SBA	Bronze Antique		SPC	Polished Chrome			
	White Insert	Black Insert	Price £	White Insert	Black Insert	Price £	White Insert	Black Insert	Price £	Wallbox Depth (mm)	
	1 gang 20 amp 2 way switch	11.1W	11.1B	39.00	11.1W	11.1B	41.00	11.1W	11.1B	43.00	35mm Single
	1 gang 20 amp intermediate switch	11.1W/3	11.1B/3	47.00	11.1W/3	11.1B/3	50.00	11.1W/3	11.1B/3	54.00	35mm Single
	2 gang 20 amp 2 way switch	11.2W	11.2B	61.00	11.2W	11.2B	64.00	11.2W	11.2B	66.00	35mm Single
	3 gang 20 amp 2 way switch	11.3W	11.3B	88.00	11.3W	11.3B	91.00	11.3W	11.3B	93.00	35mm Twin
	4 gang 20 amp 2 way switch	11.4W	11.4B	110.00	11.4W	11.4B	115.00	11.4W	11.4B	117.00	35mm Twin
	6 gang 20 amp 2 way switch	11.6W	11.6B	245.00	11.6W	11.6B	255.00	11.6W	11.6B	258.00	133x133x40

DOLLY GRID SWITCHES

	1 gang 20 amp 2 way dolly switch	14.1	14.1	42.50	14.1	14.1	47.50	14.1	14.1	49.00	35mm Single
	1 gang 20 amp intermediate dolly	14.1/3	14.1/3	55.50	14.1/3	14.1/3	60.00	14.1/3	14.1/3	62.50	35mm Single
	2 gang 20 amp 2 way dolly switch	14.2	14.2	66.50	14.2	14.2	71.50	14.2	14.2	73.00	35mm Single
	3 gang 20 amp 2 way dolly switch	14.3	14.3	118.00	14.3	14.3	123.00	14.3	14.3	126.00	35mm Twin
	4 gang 20 amp 2 way dolly switch	14.4	14.4	148.50	14.4	14.4	155.50	14.4	14.4	157.00	35mm Twin
	6 gang 20 amp 2 way dolly switch	14.6	14.6	316.00	14.6	14.6	320.00	14.6	14.6	335.00	133x133x40

SWITCHED SOCKET OUTLETS

	1 gang 13 amp	18.1W	18.1B	36.00	18.1W	18.1B	40.50	18.1W	18.1B	42.00	35mm Single
	2 gang 13 amp	18.2W	18.2B	52.00	18.2W	18.2B	57.00	18.2W	18.2B	59.00	35mm Twin

UN-SWITCHED SOCKET OUTLETS

	1 gang 2 amp	19.1W	19.1B	30.00	19.1W	19.1B	33.00	19.1W	19.1B	34.50	35mm Single
	1 gang 5 amp	20.1W	20.1B	38.00	20.1W	20.1B	43.00	20.1W	20.1B	45.00	35mm Single

DIMMER SWITCHES (See notes on dimming on page 51 before ordering)

	1 gang 250W 2 way dimmer**	21.1	21.1	33.00	21.1	21.1	39.00	21.1	21.1	41.00	35mm Single
	2 gang 250W 2 way dimmer**	21.2	21.2	54.00	21.2	21.2	61.00	21.2	21.2	63.00	35mm Single
	3 gang 250W 2 way dimmer**	21.3	21.3	85.00	21.3	21.3	94.00	21.3	21.3	96.00	35mm Twin
	4 gang 250W 2 way dimmer**	21.4	21.4	108.00	21.4	21.4	118.00	21.4	21.4	120.00	35mm Twin
	1 gang 200w 2 way trailing edge dimmer (V-pro)**	21.1/T	21.1/T	58.00	21.1/T	21.1/T	64.00	21.1/T	21.1/T	66.00	35mm Single
	2 gang 200w 2 way trailing edge dimmer (V-pro)**	21.2/TT	21.2/TT	103.00	21.2/TT	21.2/TT	109.00	21.2/TT	21.2/TT	111.00	35mm Single
	3 gang 200w 2 way trailing edge dimmer (V-pro)**	21.3/TTT	21.3/TTT	151.00	21.3/TTT	21.3/TTT	157.00	21.3/TTT	21.3/TTT	159.00	35mm Twin
	4 gang 200w 2 way trailing edge dimmer (V-pro)**	21.4/TTTT	21.4/TTTT	195.50	21.4/TTTT	21.4/TTTT	201.50	21.4/TTTT	21.4/TTTT	203.50	35mm Twin
	1 gang 400W 2 way dimmer [†]	22.1	22.1	35.00	22.1	22.1	41.00	22.1	22.1	42.50	35mm Single
	2 gang 400W 2 way dimmer [†]	22.2	22.2	60.00	22.2	22.2	66.50	22.2	22.2	68.00	35mm Single
	1 gang 700W LV / 1000w mains dimmer - single plate	43.1/SML	43.1/SML	68.50	43.1/SML	43.1/SML	75.50	43.1/SML	43.1/SML	77.00	35mm Single
	1 gang 700W LV / 1000w mains dimmer - twin plate	43.1	43.1	68.50	43.1	43.1	75.50	43.1	43.1	77.00	35mm Twin

NOT SUITABLE FOR DRY LINING WALL BOXES Plate Sizes: Single 92mm x 92mm, Twin 152mm x 92mm

* Please note that SSB 11 switches are Polished Brass
 ** Suitable for mains and low voltage filament lamps and many 'leading edge' dimmable mains voltage LED replacement lamps.
 *** Suitable for leading or trailing edge dimmable mains voltage LED replacement and other LED lamps.
 † Suitable for mains and low voltage filament lamps and many 'leading edge' dimmable mains voltage LED replacement lamps - features 'trimmer' to set lower dimmed lighting level.

Important note

When ordering, please add the three letter code for your chosen finish to the beginning of the codes listed, i.e. **SPB23.1** for Polished Brass.

	Finishes Price Group 1			Finishes Price Group 2			Finishes Price Group 3			Price Group 4 on request	
	SPB	Polished Brass		SSB	Satin Brass		SSC	Satin Chrome			
				SBA	Bronze Antique		SPC	Polished Chrome			
	White Insert	Black Insert	Price £	White Insert	Black Insert	Price £	White Insert	Black Insert	Price £	Wallbox Depth (mm)	
	1 gang isolated co/axial T.V.	23.1	23.1	15.50	23.1	23.1	21.00	23.1	23.1	22.50	35mm Single
	2 gang isolated co/axial T.V.	23.2	23.2	16.50	23.2	23.2	22.00	23.2	23.2	23.50	35mm Single
	1 gang satellite socket outlet	54.1	54.1	21.50	54.1	54.1	27.00	54.1	54.1	29.00	35mm Single
	TV-satellite socket	55.2	55.2	26.00	55.2	55.2	31.00	55.2	55.2	33.00	35mm Single
	TV/FM/SAT triplex outlet	80.3W	80.3B	48.00	80.3W	80.3B	51.00	80.3W	80.3B	53.00	35mm Single

TELEPHONE OUTLETS

	1 gang master	24.1W	24.1B	24.00	24.1W	24.1B	29.00	24.1W	24.1B	31.00	35mm Single
	2 gang master	24.2W	24.2B	53.00	24.2W	24.2B	59.00	24.2W	24.2B	61.00	35mm Single
	1 gang slave	25.1W	25.1B	18.00	25.1W	25.1B	23.00	25.1W	25.1B	25.00	35mm Single
	2 gang slave	25.2W	25.2B	38.00	25.2W	25.2B	44.00	25.2W	25.2B	45.50	35mm Single
	1 gang RJ45 cat 5/6	51.1W	51.1B	35.00	51.1W	51.1B	40.00	51.1W	51.1B	42.00	35mm Single
	2 gang RJ45 cat 5/6	51.2W	51.2B	55.00	51.2W	51.2B	60.00	51.2W	51.2B	62.00	35mm Single

FUSED CONNECTION UNITS

	13 amp switch fuse spur	26.1W	26.1B	54.00	26.1W	26.1B	55.00	26.1W	26.1B	56.50	47mm Single
	13 amp switch fuse neon spur	27.1W	27.1B	63.50	27.1W	27.1B	65.00	27.1W	27.1B	66.50	47mm Single
	13 amp switch fuse cord spur	28.1W	28.1B	59.00	28.1W	28.1B	60.50	28.1W	28.1B	62.00	47mm Single
	13 amp switch fuse neon cord spur	29.1W	29.1B	70.00	29.1W	29.1B	71.00	29.1W	29.1B	72.50	47mm Single

COOKER SWITCHES

	45 amp cooker control switch small	32.1W/SML	32.1B/SML	63.00	32.1W/SML	32.1B/SML	67.00	32.1W/SML	32.1B/SML	68.50	35mm Single
	45 amp cooker control switch small c/w neon	33.1W/SML	33.1B/SML	66.50	33.1W/SML	33.1B/SML	73.00	33.1W/SML	33.1B/SML	75.00	35mm Single
	45 amp cooker switch with single 13a switch socket	34.1W	34.1B	55.00	34.1W	34.1B	61.50	34.1W	34.1B	63.00	35mm Twin
	20 amp double pole switch with neon	30.1	30.1	47.00	30.1	30.1	52.00	30.1	30.1	53.50	35mm Single

BLANK PLATES

	Single blank plate	37.1	37.1	12.00	37.1	37.1	17.00	37.1	37.1	18.00	25mm Single
	Twin blank plate	37.2	37.2	15.00	37.2	37.2	22.00	37.2	37.2	23.00	25mm Twin

EURO MODULE PLATES

	1 module euro plate	EUR1	EUR.1	22.00	EUR.1	EUR.1	23.50	EUR.1	EUR.1	27.50	35mm Single
	2 module euro plate	EUR.2	EUR.2	22.00	EUR.2	EUR.2	23.50	EUR.2	EUR.2	25.00	35mm Single
	3 module euro plate	EUR.3	EUR.3	30.00	EUR.3	EUR.3	31.50	EUR.3	EUR.3	33.00	35mm Twin
	4 module euro plate	EUR.4	EUR.4	30.00	EUR.4	EUR.4	31.50	EUR.4	EUR.4	33.00	35mm Twin

MISCELLANEOUS

	Shaver socket outlet 110/240 voltage	36.1W	36.1B	60.00	36.1W	36.1B	65.00	36.1W	36.1B	66.00	47mm Twin
	Fan isolator switch	56.1W	56.1B	39.00	56.1W	56.1B	42.50	56.1W	56.1B	44.00	35mm Single
	1 gang speaker socket	67.1	67.1	28.00	67.1	67.1	33.00	67.1	67.1	35.00	35mm Single
	2 gang speaker socket	67.2	67.2	33.00	67.2	67.2	37.00	67.2	67.2	39.00	35mm Single
	Flex outlet plate	69.1	69.1	36.00	69.1	69.1	37.50	69.1	69.1	41.00	35mm Single

Important note

When ordering, please add the three letter code for your chosen finish to the beginning of the codes listed, i.e. **VPB11.1W** for Polished Brass.

	Finishes Price Group 1			Finishes Price Group 2			Finishes Price Group 3			Price Group 4 on request
	VPB	Polished Brass	Price £	VSB	Satin Brass*	Price £	VSC	Satin Chrome	Price £	
				VBA	Bronze Antique		VPC	Polished Chrome		
ROCKER GRID SWITCHES	White Insert	Black Insert	Price £	White Insert	Black Insert	Price £	White Insert	Black Insert	Price £	Wallbox Depth (mm)
1 gang 20 amp 2 way switch	11.1W	11.1B	39.00	11.1W	11.1B	41.00	11.1W	11.1B	43.00	35mm Single
1 gang 20 amp intermediate switch	11.1W/3	11.1B/3	47.00	11.1W/3	11.1B/3	50.00	11.1W/3	11.1B/3	54.00	35mm Single
2 gang 20 amp 2 way switch	11.2W	11.2B	61.00	11.2W	11.2B	64.00	11.2W	11.2B	66.00	35mm Single
3 gang 20 amp 2 way switch	11.3W	11.3B	88.00	11.3W	11.3B	91.00	11.3W	11.3B	93.00	35mm Twin
4 gang 20 amp 2 way switch	11.4W	11.4B	110.00	11.4W	11.4B	115.00	11.4W	11.4B	117.00	35mm Twin
6 gang 20 amp 2 way switch	11.6W	11.6B	245.00	11.6W	11.6B	255.00	11.6W	11.6B	258.00	133x133x40

DOLLY GRID SWITCHES

1 gang 20 amp 2 way dolly switch	14.1	14.1	42.50	14.1	14.1	47.50	14.1	14.1	49.00	35mm Single
1 gang 20 amp intermediate dolly	14.1/3	14.1/3	55.50	14.1/3	14.1/3	60.00	14.1/3	14.1/3	62.50	35mm Single
2 gang 20 amp 2 way dolly switch	14.2	14.2	66.50	14.2	14.2	71.50	14.2	14.2	73.00	35mm Single
3 gang 20 amp 2 way dolly switch	14.3	14.3	118.00	14.3	14.3	123.00	14.3	14.3	126.00	35mm Twin
4 gang 20 amp 2 way dolly switch	14.4	14.4	148.50	14.4	14.4	155.50	14.4	14.4	157.00	35mm Twin
6 gang 20 amp 2 way dolly switch	14.6	14.6	316.00	14.6	14.6	320.00	14.6	14.6	335.00	133x133x40

ARCHITRAVE SWITCHES

1 gang 20 amp 2 way switch	16.1W	16.1B	64.00	16.1W	16.1B	69.00	16.1W	16.1B	72.00	See Notes**
2 gang 20 amp 2 way switch	16.2W	16.2B	115.50	16.2W	16.2B	121.50	16.2W	16.2B	128.00	See Notes**

SWITCHED SOCKET OUTLETS

1 gang 13 amp	18.1W	18.1B	36.00	18.1W	18.1B	40.50	18.1W	18.1B	42.00	35mm Single
2 gang 13 amp	18.2W	18.2B	52.00	18.2W	18.2B	57.00	18.2W	18.2B	59.00	35mm Twin

UN-SWITCHED SOCKET OUTLETS

1 gang 2 amp	19.1W	19.1B	30.00	19.1W	19.1B	33.00	19.1W	19.1B	34.50	35mm Single
1 gang 5 amp	20.1W	20.1B	38.00	20.1W	20.1B	43.00	20.1W	20.1B	45.00	35mm Single

DIMMER SWITCHES (See notes on dimming on page 51 before ordering)

1 gang 250W 2 way dimmer***	21.1	21.1	33.00	21.1	21.1	39.00	21.1	21.1	41.00	35mm Single
2 gang 250W 2 way dimmer***	21.2	21.2	54.00	21.2	21.2	61.00	21.2	21.2	63.00	35mm Single
3 gang 250W 2 way dimmer***	21.3	21.3	85.00	21.3	21.3	94.00	21.3	21.3	96.00	35mm Twin
4 gang 250W 2 way dimmer***	21.4	21.4	108.00	21.4	21.4	118.00	21.4	21.4	120.00	35mm Twin
1 gang 200w 2 way trailing edge dimmer (V-pro)****	21.1/T	21.1/T	58.00	21.1/T	21.1/T	64.00	21.1/T	21.1/T	66.00	35mm Single
2 gang 200w 2 way trailing edge dimmer (V-pro)****	21.2/TT	21.2/TT	103.00	21.2/TT	21.2/TT	109.00	21.2/TT	21.2/TT	111.00	35mm Single
3 gang 200w 2 way trailing edge dimmer (V-pro)****	21.3/TTT	21.3/TTT	151.00	21.3/TTT	21.3/TTT	157.00	21.3/TTT	21.3/TTT	159.00	35mm Twin
4 gang 200w 2 way trailing edge dimmer (V-pro)****	21.4/TTTT	21.4/TTTT	195.50	21.4/TTTT	21.4/TTTT	201.50	21.4/TTTT	21.4/TTTT	203.50	35mm Twin
1 gang 400W 2 way dimmer ¹	22.1	22.1	35.00	22.1	22.1	41.00	22.1	22.1	42.50	35mm Single
2 gang 400W 2 way dimmer ¹	22.2	22.2	60.00	22.2	22.2	66.50	22.2	22.2	68.00	35mm Single
1 gang 700W LV / 1000w mains dimmer - single plate	43.1/SML	43.1/SML	68.50	43.1/SML	43.1/SML	75.50	43.1/SML	43.1/SML	77.00	35mm Single
1 gang 700W LV / 1000w mains dimmer - twin plate	43.1	43.1	68.50	43.1	43.1	75.50	43.1	43.1	77.00	35mm Twin

NOT SUITABLE FOR DRY LINING WALL BOXES Plate Sizes: Single 94mm x 94mm, Twin 154mm x 94mm

* Please note that VSB 11 switches are Polished Brass. ** 1 gang architrave to suit a Crabtree g341GV wallbox, 2 gang architrave to suit a Crabtree g342GV wallbox. *** Suitable for mains and low voltage filament lamps and many leading edge dimmable mains voltage LED replacement lamps. **** Suitable for leading or trailing edge dimmable mains voltage LED replacement and other LED lamps. ¹ Suitable for mains and low voltage filament lamps and many leading edge dimmable mains voltage LED replacement lamps - features 'trimmer' to set lower dimmed lighting level.

Important note

When ordering, please add the three letter code for your chosen finish to the beginning of the codes listed, i.e. **VPB23.1** for Polished Brass.

	Finishes Price Group 1			Finishes Price Group 2			Finishes Price Group 3			Price Group 4 on request
	VPB	Polished Brass	Price £	VSB	Satin Brass	Price £	VSC	Satin Chrome	Price £	
				VBA	Bronze Antique		VPC	Polished Chrome		
TELEVISION OUTLETS	White Insert	Black Insert	Price £	White Insert	Black Insert	Price £	White Insert	Black Insert	Price £	Wallbox Depth (mm)
1 gang isolated co/axial T.V.	23.1	23.1	15.50	23.1	23.1	21.00	23.1	23.1	22.50	35mm Single
2 gang isolated co/axial T.V.	23.2	23.2	16.50	23.2	23.2	22.00	23.2	23.2	23.50	35mm Single
1 gang satellite socket outlet	54.1	54.1	21.50	54.1	54.1	27.00	54.1	54.1	29.00	35mm Single
TV-satellite socket	55.2	55.2	26.00	55.2	55.2	31.00	55.2	55.2	33.00	35mm Single
TV/FM/SAT triplex outlet	80.3W	80.3B	48.00	80.3W	80.3B	51.00	80.3W	80.3B	53.00	35mm Single

TELEPHONE OUTLETS

1 gang master	24.1W	24.1B	24.00	24.1W	24.1B	29.00	24.1W	24.1B	31.00	35mm Single
2 gang master	24.2W	24.2B	53.00	24.2W	24.2B	59.00	24.2W	24.2B	61.00	35mm Single
1 gang slave	25.1W	25.1B	18.00	25.1W	25.1B	23.00	25.1W	25.1B	25.00	35mm Single
2 gang slave	25.2W	25.2B	38.00	25.2W	25.2B	44.00	25.2W	25.2B	45.50	35mm Single
1 gang RJ45 cat 5/6	51.1W	51.1B	35.00	51.1W	51.1B	40.00	51.1W	51.1B	42.00	35mm Single
2 gang RJ45 cat 5/6	51.2W	51.2B	55.00	51.2W	51.2B	60.00	51.2W	51.2B	62.00	35mm Single

FUSED CONNECTION UNITS

13 amp switch fuse spur	26.1W	26.1B	54.00	26.1W	26.1B	55.00	26.1W	26.1B	56.50	47mm Single
13 amp switch fuse neon spur	27.1W	27.1B	63.50	27.1W	27.1B	65.00	27.1W	27.1B	66.50	47mm Single
13 amp switch fuse cord spur	28.1W	28.1B	59.00	28.1W	28.1B	60.50	28.1W	28.1B	62.00	47mm Single
13 amp switch fuse neon cord spur	29.1W	29.1B	70.00	29.1W	29.1B	71.00	29.1W	29.1B	72.50	47mm Single

COOKER SWITCHES

45 amp cooker control switch small	32.1W/SML	32.1B/SML	63.00	32.1W/SML	32.1B/SML	67.00	32.1W/SML	32.1B/SML	68.50	35mm Single
45 amp cooker control switch small c/w neon	33.1W/SML	33.1B/SML	66.50	33.1W/SML	33.1B/SML	73.00	33.1W/SML	33.1B/SML	75.00	35mm Single
45 amp cooker switch with single 13a switch socket	34.1W	34.1B	55.00	34.1W	34.1B	61.50	34.1W	34.1B	63.00	35mm Twin
20 amp double pole switch with neon	30.1	30.1	47.00	30.1	30.1	52.00	30.1	30.1	53.50	35mm Single

BLANK PLATES

Single blank plate	37.1	37.1	12.00	37.1	37.1	17.00	37.1	37.1	18.00	25mm Single
Twin blank plate	37.2	37.2	15.00	37.2	37.2	22.00	37.2	37.2	23.00	25mm Twin

EURO MODULE PLATES

1 module euro plate	EUR1	EUR.1	22.00	EUR.1	EUR.1	23.50	EUR.1	EUR.1	27.50	35mm Single
2 module euro plate	EUR.2	EUR.2	22.00	EUR.2	EUR.2	23.50	EUR.2	EUR.2	25.00	35mm Single
3 module euro plate	EUR.3	EUR.3	30.00	EUR.3	EUR.3	31.50	EUR.3	EUR.3	33.00	35mm Twin
4 module euro plate	EUR.4	EUR.4	30.00	EUR.4	EUR.4	31.50	EUR.4	EUR.4	33.00	35mm Twin

MISCELLANEOUS

Shaver socket outlet 110/240 voltage	36.1W	36.1B	60.00	36.1W	36.1B	65.00	36.1W	36.1B	66.00	47mm Twin
Fan isolator switch	56.1W	56.1B	39.00	56.1W	56.1B	42.50	56.1W	56.1B	44.00	35mm Single
1 gang speaker socket	67.1	67.1	28.00	67.1	67.1	33.00	67.1	67.1	35.00	35mm Single
2 gang speaker socket	67.2	67.2	33.00	67.2	67.2	37.00	67.2	67.2	39.00	35mm Single
Flex outlet plate	69.1	69.1	36.00	69.1	69.1	37.50	69.1	69.1	41.00	35mm Single



AV Modules

ADDITIONS



ADDITIONS | P 48



AV MODULES | P 49



CARD SWITCHES | P 49



SCREWS AND DIMMING PRODUCTS | P 50

Important note

When ordering, please add the three letter code for your chosen finish to the beginning of the codes listed, i.e. APW45.1W for Primed.

FLOOR SOCKETS WITH SPRUNG FLAPS

	Finishes Price Group 1			Finishes Price Group 2			Finishes Price Group 3			Wallbox Depth (mm)
	White Insert	Black Insert	Price £	White Insert	Black Insert	Price £	White Insert	Black Insert	Price £	
1 gang 13amp unswitched	45.1W	45.1B	36.50	45.1W	45.1B	40.00	45.1W	45.1B	41.50	35mm Single
2 gang 13amp unswitched	45.2W	45.2B	50.00	45.2W	45.2B	54.00	45.2W	45.2B	57.50	35mm Twin
1 gang 2 amp unswitched	46.1W	46.1B	40.50	46.1W	46.1B	44.50	46.1W	46.1B	46.00	35mm Single
1 gang 5 amp unswitched	47.1W	47.1B	40.50	47.1W	47.1B	44.50	47.1W	47.1B	46.00	35mm Single
1 gang jackline master	48.1W	48.1B	43.00	48.1W	48.1B	47.00	48.1W	48.1B	48.50	35mm Single
2 gang jackline master	48.2W	48.2B	54.00	48.2W	48.2B	58.50	48.2W	48.2B	70.00	35mm Single
1 gang jackline slave	49.1W	49.1B	37.50	49.1W	49.1B	41.50	49.1W	49.1B	43.00	35mm Single
2 gang jackline slave	49.2W	49.2B	50.50	49.2W	49.2B	55.00	49.2W	49.2B	64.50	35mm Single
1 gang co-axial	50.1	50.1	35.00	50.1	50.1	39.00	50.1	50.1	40.00	35mm Single
2 gang co-axial	50.2W	50.2B	37.00	50.2W	50.2B	41.00	50.2W	50.2B	41.00	35mm Single
1 gang RJ45 cat 5/6	51.1W/FS	51.1B/FS	44.00	51.1W/FS	51.1B/FS	49.00	51.1W/FS	51.1B/FS	50.50	35mm Single
2 gang RJ45 cat 5/6	51.2W/FS	51.2B/FS	61.00	51.2W/FS	51.2B/FS	67.00	51.2W/FS	51.2B/FS	68.00	35mm Single
Gas flap	70.1	70.1	30.50	70.1	70.1	34.00	70.1	70.1	35.50	

THERMOSTAT CONTROL

	Finishes Price Group 1			Finishes Price Group 2			Finishes Price Group 3			Wallbox Depth (mm)
	White Insert	Black Insert	Price £	White Insert	Black Insert	Price £	White Insert	Black Insert	Price £	
Thermostat control	N/A	N/A	N/A	60.1	60.1	98.00	60.1	60.1	105.00	35mm Single

SURFACE MOUNTED WALLBOXES

Please add the four letter code shown here for 65.1 and 65.2 (Square Corners)

	Finishes Price Group 1			Finishes Price Group 2			Finishes Price Group 3		
	White Insert	Black Insert	Price £	White Insert	Black Insert	Price £	White Insert	Black Insert	Price £
Single wallbox 86x86x35mm Square Corners	65.1	65.1	30.00	65.1	65.1	30.50	65.1	65.1	32.50
Twin wallbox 146x86x35mm Square Corners	65.2	65.2	34.00	65.2	65.2	34.50	65.2	65.2	37.00

PULL CORDS

Please add the letter code shown here for 40.1 (Victorian)

	Finishes Price Group 1			Finishes Price Group 2			Finishes Price Group 3		
	White Insert	Black Insert	Price £	White Insert	Black Insert	Price £	White Insert	Black Insert	Price £
6 amp 2 way ceiling pull cord	N/A	N/A	N/A	40.1	40.1	36.00	40.1	40.1	38.00



Note: 102 x 102 x 45mm flush wallbox supplied with product

Finishes	Price Group 1			Price Group 2			Price Group 3			Price Group 4					
	White Insert	Black Insert	Price £	White Insert	Black Insert	Price £	White Insert	Black Insert	Price £	White Insert	Black Insert	Price £			
ASS	Satin Stainless Steel			ASB	Satin Brass			ASC	Satin Chrome			ACB	Chocolate Bronze		
APS	Polished Stainless Steel			APB	Polished Brass			APC	Polished Chrome			AJB	Jordan Bronze		
APW	Primed			ABA	Bronze Antique			ASN	Satin Nickel			AAB	Antique Brass		
CARD SWITCHES															
Card switch with seek light	63.1W	63.1B	63.00	63.1W	63.1B	66.00	63.1W	63.1B	72.00	63.1W	63.1B	75.00			



AV Modules

	Code	Price £
RJ45 cat 5 module black	AVF004/B	5.50
RJ45 cat 5 module white	AVF004/W	5.50
RJ11 module black	AVF005/B	8.00
RJ11 module white	AVF005/W	8.00
BT master euro module black	AVF007/B	7.00
BT master euro module white	AVF007/W	7.00
BT slave euro module black	AVF009/B	6.00
BT slave euro module white	AVF009/W	6.00
Satellite TV outlet euro module black	AVF009C/B	5.00
Satellite TV outlet euro module white	AVF009C/W	5.00
Female TV outlet module black	AVF009D/B	4.50
Female TV outlet module white	AVF009D/W	4.50
Isolated female TV outlet black	AVF009DI/B	5.00
Isolated female TV outlet white	AVF009DI/W	5.00
Male TV outlet module black	AVF009E/B	4.50
Male TV outlet module white	AVF009E/W	4.50
RJ45 cat6 module black	AVF010/B	9.00
RJ45 cat6 module white	AVF010/W	9.00
Triplex (FM DAB/Sat/TV) euro module black	AVF013/B	10.50
Triplex FM DAB/Sat/TV euro module white	AVF013/W	10.50
Quadplex (Sat Sat TV FM DAB) module black	AVF029/B	21.00
Quadplex (Sat Sat TV FM DAB) module white	AVF029/W	21.00
Single blank 25mm black	AVR0021/B	0.50
Single blank 25mm white	AVR0021/W	0.50
Half blank 12.5mm black	AVR0031/B	0.50
Half blank 12.5mm white	AVR0031/W	0.50
Double blank euro module black	AVR003A/B	1.00
Double blank euro module white	AVR003A/W	1.00

AV Modules

	Code	Price £
Triple outlet (FM DAB/Sat/TV) black	AVR013/B	10.50
Triple outlet (FM DAB/Sat/TV) white	AVR013/W	10.50
Diplex (FM DAB/TV) euro module black	AVR013D/B	11.00
Diplex (FM DAB/TV) euro module white	AVR013D/W	11.00
25mm BNC 50 ohm Black	AVR014/B	3.50
25mm BNC 50 ohm White	AVR014/W	3.50
25mm phono (female) module (RCA) black	AVR015/B	3.50
25mm phono (female) module (RCA) white	AVR015/W	3.50
Speaker module 4 binding posts black	AVR025/B	11.00
Speaker module 4 binding posts white	AVR025/W	11.00
Speaker module 2 binding posts black	AVR027/B	7.00
Speaker module 2 binding posts white	AVR027W	7.00
Double satellite euro module (Sky+) black	AVR028/B	25.50
Double satellite euro module (Sky+) white	AVR028/W	25.50
HDMI module (tailed) black	AVR030/B	29.00
HDMI module (tailed) white	AVR030/W	29.00
2 RCA phono (euro module) black	AVR032/B	9.50
2 RCA phono (euro module) white	AVR032/W	9.50
3 RCA (phono) euro module black	AVR033/B	14.50
3 RCA (phono) euro module white	AVR033/W	14.50
USB charger white	3894001	18.50
USB charger black	3894002	18.50
Brush module 50mm black c/w black brush	AVBRUSH1BB	6.50
Brush module 50mm white c/w black brush	AVBRUSH-1WB	6.50
Brush module 50mm white c/w white brush	AVBRUSH-1WW	6.50

Screws		
	Code	Price £
M3,5 x 9mm Nickel plated pan shoulder screw bag of 50	SC1	14.00
M3,5 x 25mm Nickel plated pan shoulder screw bag of 50	SC2	18.50
M3,5 x 9mm Polished Brass pan shoulder screw bag of 50	SC3	13.50
M3,5 x 25mm Polished Brass pan shoulder screw bag of 50	SC4	18.50
M3,5 x 6mm Nickel plated flat csk hex head screws bag of 20 (Horizon)	SC5	11.00
M3,5 x 26mm Nickel plated flat csk hex head screws bag of 20 (Horizon)	SC6	11.00
M3,5 x 6mm Polished Brass flat csk hex head screws bag of 20	SC7	11.00
M3,5 x 25mm Polished Brass flat csk hex head screws bag of 20	SC8	11.00
5BA x 5/16 Nickel plated raised csk slot screw bag of 50	SC9	7.50
M3,5 x 30mm Nickel plated raised csk slot screw bag of 50	SC10	11.50
5BA x 5/16 Polished Brass raised csk slot screw bag of 50	SC11	7.50
M3,5 x 30mm Polished Brass raised csk slot screw bag of 50	SC12	11.50
M3,5 x 50mm Nickel plated raised csk slot screw bag of 50	SC13	18.50
M3,5 x 50mm Polished Brass raised csk slot screw bag of 50	SC14	18.50
M3,5 x 9mm BMA pan shoulder screw bag of 50	SC15	13.50
M3,5 x 9mm Primed pan shoulder screw bag of 50	SC16	13.50
M3,5 x 25mm BMA pan shoulder screw bag of 50	SC17	18.50
M3,5 x 25mm Primed pan shoulder screw bag of 50	SC18	18.50
M3,5 x 6mm BMA flat csk hex head screws bag of 20	SC19	11.00
M3,5 x 6mm Primed flat csk hex head screws bag of 20	SC20	11.00
M3,5 x 26mm BMA flat csk hex head screws bag of 20	SC21	11.00
M3,5 x 26mm Primed flat csk hex head screws bag of 20	SC22	11.00
5BA x 5/16 BMA raised csk slot screw bag of 50	SC23	7.50
5BA x 5/16 Primed raised csk slot screw bag of 50	SC24	7.50
M3,5 x 30mm BMA raised csk slot screw bag of 50	SC25	11.50
M3,5 x 30mm Primed raised csk slot screw bag of 50	SC26	11.50
M3,5 x 50mm BMA raised csk slot screw bag of 50	SC27	18.50
M3,5 x 50mm Primed raised csk slot screw bag of 50	SC28	18.50
M3,5 x 25mm pan shoulder screw Matt Black bag of 50	SC29	18.50
M3,5 x 50mm Horizon grid screws bag of 50	SC30	30.50
M3,5 x 50mm Matt Black raised csk slot screw bag of 50	SC31	18.50
M3,5 x 30m AB raised csk slot screw bag of 50	SC32	11.50
M3,5 x 50mm AB raised csk slot screw bag of 50	SC33	18.50
M3,5 x 50mm Polished Brass pan shoulder screw	SC34	18.50
M3,5 x 50mm Nickel plated pan shoulder screw bag of 20	SC35	18.50
M3,5 x 50mm Gloss Black raised csk slot screw bag of 50	SC36	18.50
M3,5 x 9mm Patinated Bronze pan shoulder screw bag of 50	SC37	13.50
M3,5 x 25mm Patinated Bronze pan shoulder screw bag of 50	SC38	18.50
M3,5 x 9mm Matt Black pan shoulder screw bag of 50	SC39	13.50
M3,5 x 26mm GW flat csk hex head screws bag of 20	SC40	11.00
M3,5 x 50mm BMA pan shoulder screw bag of 20	SC41	18.50
M3,5 x 50mm pan shoulder screw for Black Mirrored bag of 20	SC42	18.50

Screws		
	Code	Price £
M3,5 x 20mm csk grid screw bag of 100	SC43	14.50
M3,5 x 50mm Patinated Bronze pan shoulder screw bag of 20	SC45	18.50
M3,5 x 50mm Gloss Black pan shoulder screw bag of 20	SC46	18.50
M3,5 x 50mm Gloss White raised csk slot screw bag of 50	SC47	18.50
M3,5 x 50mm Matt Black pan shoulder screw bag of 20	SC48	18.50
M3,5 x 50mm Primed pan shoulder screw bag of 20	SC49	18.50
M3,5 x 50mm Eggshell Black raised csk slot screw bag of 50	SC50	18.50
M3,5 x 9mm Eggshell Black pan shoulder screw bag of 50	SC51	14.50
M3,5 x 26mm GB flat csk hex head screws bag of 20	SC52	10.50
M3,5 x 50mm CC raised csk slot screw bag of 50	SC53	18.50
M3,5 x 50mm pan shoulder screw for Chocolate Bronze bag of 20	SC54	18.50
M3,5 x 30mm MB raised csk slot screw bag of 50	SC55	11.50
M3,5 x 9mm AB pan shoulder screw bag of 50	SC56	13.50
M3,5 x 50mm AB pan shoulder screw bag of 20	SC57	18.50
M3,5 x 9mm GW pan shoulder screw bag of 50	SC58	13.50

Dimmer Modules and Caps

DIMMER MODULES	Code	Price £
Aurora 6a push on/off module	#SB-DSP/01	8.50
Aurora 250w 2way dimmer module	#SB-DSP250/1	12.50
Aurora 400w 2way dimmer module	#SB-DSP400/1	13.50
Aurora dimmer module 1-10v dimmer	#SB-DSPLED	14.50

DIMMER CAPS		Price £
Antique Brass dimmer knob	AB-DK-6	4.00
Bronze Antique dimmer knob	BMA-DK-6	4.00
Chocolate Bronze dimmer knob	CB-DK-6	4.00
Colour Coated dimmer knob	CC-DK-6	4.00
Gloss Black 6mm dimmer cap	GB-DK-6	4.00
Gloss White dimmer knob	GW-DK-6	4.00
Matt Black dimmer knob	MB-DK-6	4.00
Matt White dimmer knob	MW-DK-6	4.00
Polished Brass dimmer knob	PB-DK-6	4.00
Polished Chrome dimmer knob	PC-DK-6	4.00
Polished Nickel dimmer knob	PN-DK-6	4.00
Primed dimmer knob	PW-DK-6	4.00
Satin Brass dimmer knob	SB-DK-6	4.00
Satin Chrome dimmer knob	SC-DK-6	4.00
Satin Nickel dimmer knob	SN-DK-6	4.00

All dimmer caps fit 6 mm 'D' section spindle as standard.

Delivery Charges

Standard next day delivery*	FREE
Next day before 9.30am	£22.00
Next day before 12.00pm	£16.50
Saturday before 9.30am	£44.00
Saturday before 12.00pm	£33.00

Same day delivery **P.O.A**
Non UK delivery **P.O.A**

*Standard next day delivery is UK mainland only

Please note that there will be a minimum order charge of £75.00 nett excluding VAT on all items with the exception of those items in the following categories: Screws, Dimmer Modules, Dimmer Caps and AV Modules - these items will be subject to a £5.00 postage and packing charge if the nett order value is below £75.00 excluding VAT.

Lead Times

	Ambassador	Ambassador Square Corners	True Edge	Horizon	Horizon Square Corners	Morpheus	Victorian	Sheraton	Dorchester	Georgian	Prism / Prism II
Clear Acrylic											Up to 5 working days
Antique Brass	Up to 10 working days	Up to 10 working days	Up to 10 working days	Up to 10 working days	Up to 10 working days	Up to 10 working days	Up to 10 working days	Up to 10 working days	Up to 10 working days	Up to 10 working days	Up to 10 working days
Bronze Antique	Up to 5 working days	Up to 5 working days	Up to 10 working days	Up to 5 working days	Up to 5 working days	Up to 10 working days	Up to 10 working days	Up to 10 working days	Up to 10 working days	Up to 10 working days	Up to 10 working days
Chocolate Bronze	Up to 20 working days	Up to 20 working days	Up to 20 working days	Up to 20 working days	Up to 20 working days	Up to 20 working days	Up to 20 working days	Up to 20 working days	Up to 20 working days	Up to 20 working days	Up to 20 working days
Colour Coated	Up to 15 working days	Up to 15 working days	Up to 15 working days	Up to 15 working days	Up to 15 working days	Up to 15 working days	Up to 15 working days	Up to 15 working days	Up to 15 working days	Up to 15 working days	Up to 15 working days
Jordan Bronze	Up to 20 working days	Up to 20 working days	Up to 20 working days	Up to 20 working days	Up to 20 working days	Up to 20 working days	Up to 20 working days	Up to 20 working days	Up to 20 working days	Up to 20 working days	Up to 20 working days
Polished Brass	Up to 15 working days	Up to 15 working days	Up to 15 working days	Up to 15 working days	Up to 15 working days	Up to 15 working days	Up to 15 working days	Up to 15 working days	Up to 15 working days	Up to 15 working days	Up to 15 working days
Polished Chrome	Up to 15 working days	Up to 15 working days	Up to 15 working days	Up to 15 working days	Up to 15 working days	Up to 15 working days	Up to 15 working days	Up to 15 working days	Up to 15 working days	Up to 15 working days	Up to 15 working days
Polished Nickel	Up to 15 working days	Up to 15 working days	Up to 15 working days	Up to 15 working days	Up to 15 working days	Up to 15 working days	Up to 15 working days	Up to 15 working days	Up to 15 working days	Up to 15 working days	Up to 15 working days
Polished Stainless	Up to 10 working days	Up to 10 working days	Up to 10 working days	Up to 10 working days	Up to 10 working days	Up to 10 working days	Up to 10 working days	Up to 10 working days	Up to 10 working days	Up to 10 working days	Up to 10 working days
Primed	Up to 5 working days	Up to 5 working days	Up to 10 working days	Up to 5 working days	Up to 5 working days	Up to 10 working days	Up to 10 working days	Up to 10 working days	Up to 10 working days	Up to 10 working days	Up to 10 working days
Satin Brass	Up to 15 working days	Up to 15 working days	Up to 15 working days	Up to 15 working days	Up to 15 working days	Up to 15 working days	Up to 15 working days	Up to 15 working days	Up to 15 working days	Up to 15 working days	Up to 15 working days
Satin Chrome	Up to 15 working days	Up to 15 working days	Up to 15 working days	Up to 15 working days	Up to 15 working days	Up to 15 working days	Up to 15 working days	Up to 15 working days	Up to 15 working days	Up to 15 working days	Up to 15 working days
Satin Nickel	Up to 15 working days	Up to 15 working days	Up to 15 working days	Up to 15 working days	Up to 15 working days	Up to 15 working days	Up to 15 working days	Up to 15 working days	Up to 15 working days	Up to 15 working days	Up to 15 working days
Satin Stainless	Up to 5 working days	Up to 5 working days	Up to 10 working days	Up to 5 working days	Up to 5 working days	Up to 10 working days	Up to 10 working days	Up to 10 working days	Up to 10 working days	Up to 10 working days	Up to 10 working days

Key to Lead times

Up to 5 working days
Up to 10 working days
Up to 15 working days
Up to 20 working days
Made-to-order. Lead time on application
Not Available

Dimming

Before placing orders for dimming and lighting control products, it is the responsibility of the customer to ensure that their selected lamps, luminaires and systems are compatible with Focus SB dimming and lighting control products. Owing to constantly evolving LED and lamp technology, Focus SB strongly recommend that the customer should contact the lighting manufacturer or supplier for additional advice regarding the use of dimming or lighting control products before placing orders. Focus SB are unable to accept responsibility for any compatibility issues associated with their dimming and lighting control products unless they have either previously tested or have prior knowledge in writing regarding the suitability of lamps and luminaires intended for use.

Product finishes

Many of Focus SB's products feature hand finished, or painted plates and/or switch rockers and dolly's. Due to the nature of these processes, there may be slight variations in surface finish, colour and texture. To alleviate some of these variants, it is strongly recommended that all products on any one specific project are ordered (and therefore manufactured) in one consignment to help minimise any potential issues. Focus SB are unable to accept responsibility (or returns) for any such variants due to the nature of the processes.

Prices

All prices contained within this price list are subject to change so it is recommended that customers always request a quotation prior to ordering, particularly for large quantities. All prices contained within this price list are exclusive of VAT which will be applied at the rate applicable at the time of order.

Minimum Order Charge

A minimum order charge of £75.00 nett (exclusive of VAT) will be applied to all orders with the exception of items contained within the following sections:

- AV Modules
- Dimmer Modules and Caps
- Screws

Items contained within the above sections will be subject to a £5.00 postage charge for orders below £75.00 nett (exclusive of VAT).

Lead Times

All lead times published within this price list are approximate and were accurate at the time of publication. Lead times can fluctuate with demand and therefore if lead time is critical to the customer, it is recommended that they check with Focus SB sales team before placing orders.



Best of British

All Focus SB plates are manufactured in our Sussex factory to the highest standards. Our staff take pride in their work and each accessory is hand-finished to ensure a product that lasts and lasts.



Best for Bespoke

Switch on your imagination, we can manufacture electrical accessories exactly how you need them with our Bespoke Service. Contact us to discuss your requirements.